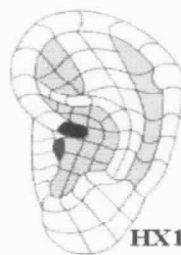
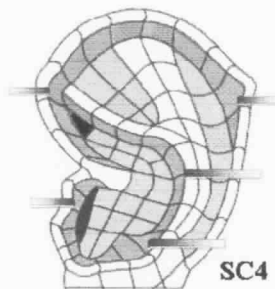
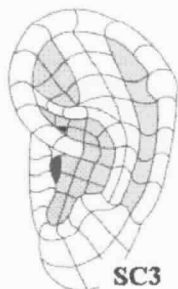
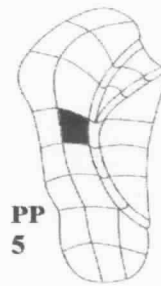
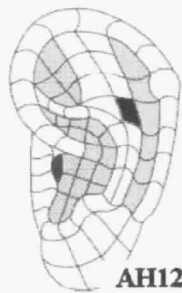
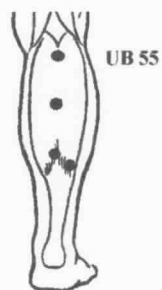
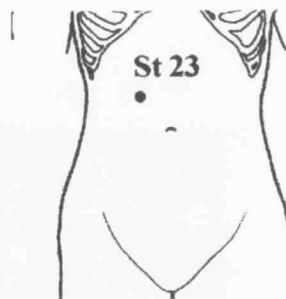
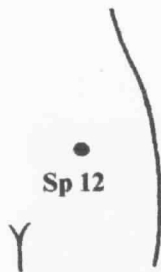
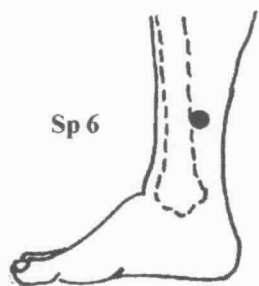
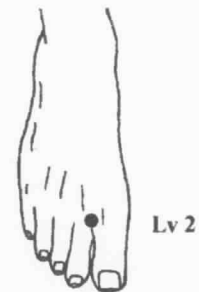
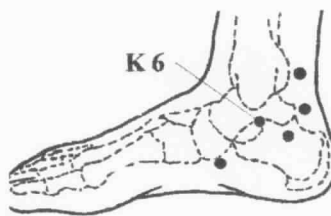
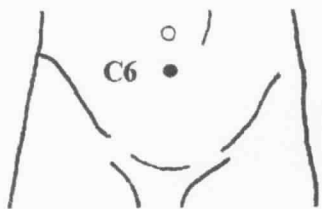


AcuPoint Analysis

HERNIA GENERAL & HIATAL*

Points



AcuPoint Analysis

HERNIA GENERAL & HIATAL*

(DESCRIPTIONS)

Point	Description
C06	1.5 Cun below the navel.
C14	2 cun below the bottom of the breastbone.
K06	0.5 cun below the crown of the inner ankle.
LV02	On top of the foot slightly behind the separation between the biggest and the second toes.
SP06	The width of one hand (3 thumbs) above the crown of the inner ankle, just behind the shin bone on the front of the leg.
SP12	This point is 3.5 thumbs width from the stomach midline in the middle of the crease where the leg joins the trunk of the body. This is level with the pubis bone.
ST23	2 cun above the navel, 2 cun lateral from the midline.
ST37	The width of one hand and two thumbs below the bottom of the kneecap, the width of one thumb to the outside of the front (shin) bone, in the direction of the small toe.
UB55	2 cun down from the crease on the back of the knee and slightly toward the inside of the leg.
EAH11	ABDOMEN, LUMBAGO (LUMBODYNIA) POINT, HEAT POINT
EAH12	ABDOMEN
EPP05	
ESC03	LARGE INTESTINES, COLON, HYPOGASTRIC NERVE
ESC04	RECTUM .F, PROSTATE GLAND .C, HEMORRHOIDS .F
EHX01	Master Point 0, Point of Support, Solar Plexus, Umbilical Cord, Penis, or Clitoris, Sexual Desire, Bosch Point, Diaphragm, Hiccups. Located in a notch at the beginning of the Helix Root. This point brings the whole body toward a state of homeostatic balance

HERNIA GENERAL & HIATAL*:	
C14 FOR HIATAL HERNIA	