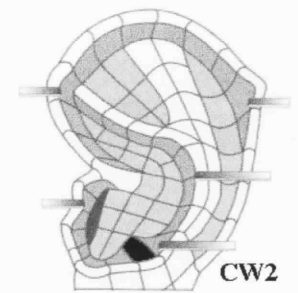
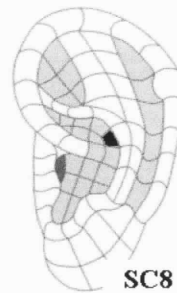
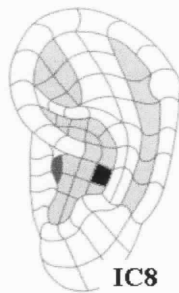
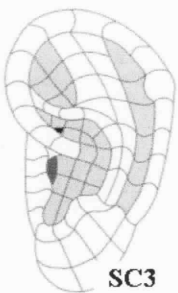
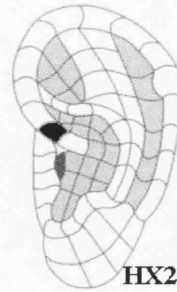
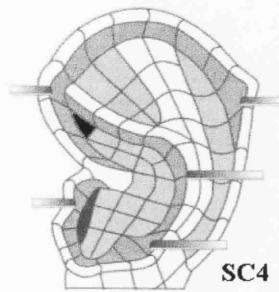
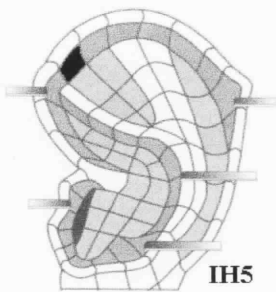
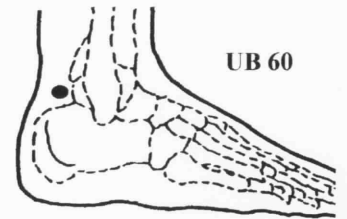
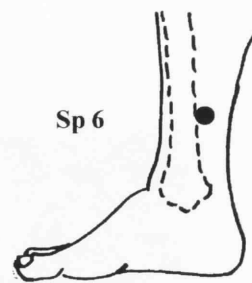
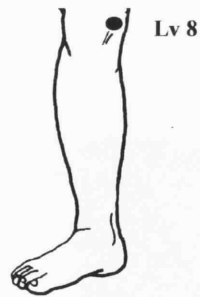
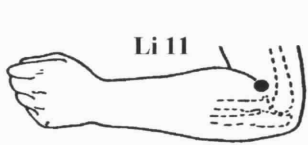
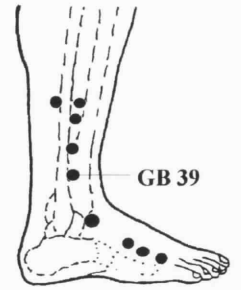
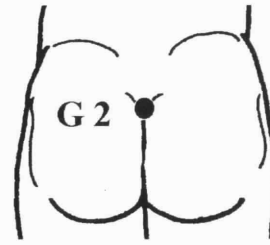

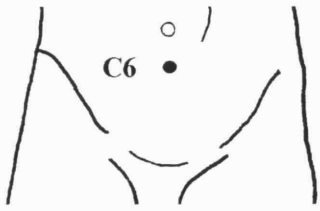


AcuPoint Analysis HEMORRHOIDS*

Points



AcuPoint Analysis

HEMORRHOIDS*

(DESCRIPTIONS)

Point	Description
C06	1.5 Cun below the navel.
C20	On the midline of the sternum, 2.5 cun below the center of the depression between the collar bones.
G02	On the centerline of the back, just above the crease of the buttocks.
GB39	The width of one hand above and slightly forward of the crown of the outer ankle.
LI11	On the extreme end of the outer crease of the elbow. Bend your arm tightly and place your Acu-Ki on the end of the crease. Keep your massager in place while opening the arm and stimulate the point on your relaxed arm downward toward your forearm.
LV08	On the inside of the knee, where the crease ends when the knee is bent.
SP06	The width of one hand (3 thumbs) above the crown of the inner ankle, just behind the shin bone on the front of the leg.
UB60	In the hollow (or valley) behind the crown of the outer ankle.
EIH05	KIDNEY .F
ESC04	RECTUM .F, PROSTATE GLAND .C, HEMORRHOIDS .F
EHX02	Diaphragm .C
EPC04	
ESC03	LARGE INTESTINES, COLON, HYPOGASTRIC NERVE
EIC08	SPLEN .C (LEFT EAR), MUSCLE RELAXATION POINT
ESC08	GALL BLADDER (RIGHT EAR), SPLEEN .F (LEFT EAR)
ECW02	THALAMUS POINT, SUBCORTEX (DERMIS), THALAMIC NUCLEI, EXCITEMENT POINT, SALIVARY GLAND