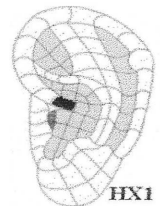
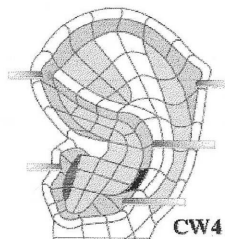
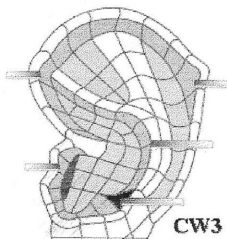
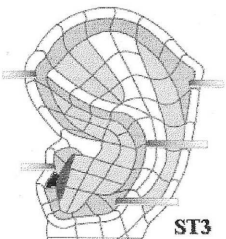
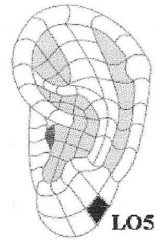
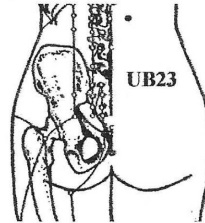
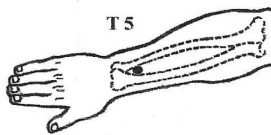
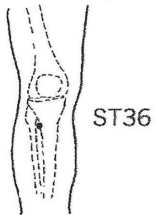
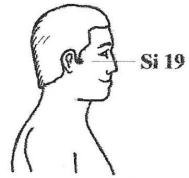
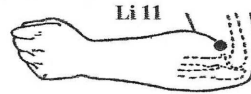
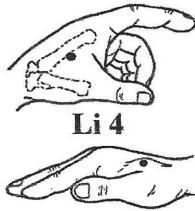
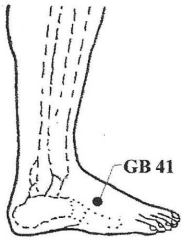


AcuPoint Analysis DEAFNESS*



- G20** On the midpoint of the skull on a line connecting the tops of the ears.
- GB01** This point is not as far back as the large hollow of the temple. It is 1/2 cun from the bony ridge at the corner of the eye.
- GB02** Directly in front of the ear hole is a depression that enlarges when the mouth is open. 1/2 cun below that point is GB2.
- GB20** This point is right under and against the base of the skull, in the two small muscular grooves at the back of the neck, two to three inches apart depending on the size of the head.
- GB41** On the top of the foot, in the valley between the smallest and fourth toes, midway between the separation between the toes and where the foot joins the leg.
- LI04** On the back of the hand between the thumb and index finger metacarpal bones. Find the spot midway on the bone that connects the index finger to the wrist. Sometimes this point is easy to find by squeezing two fingers together to form a small mound and marking an imaginary point at the peak of that mound. Then probe inward toward the main body of the hand, right on the bone.
- LI11** On the extreme end of the outer crease of the elbow. Bend your arm tightly and place your Acu-Ki on the end of the crease. Keep your massager in place while opening the arm and stimulate the point on your relaxed arm downward toward your forearm.
- SI19** Directly in front of the ear opening in a depression which will deepen when the mouth is open.
- ST36** The width of one hand (3 Cun) below the bottom of the kneecap, and the width of one thumb (1 Cun) toward the outside of the leg (direction of the small toe.) Found in the trough or valley where the two most prominent bones of the calf come together.
- T05** The width of two thumbs above the most prominent crease of the upper wrist, in line with the middle finger. On the outside of the forearm.
- UB23** 1.5 cun from the spine on a level between the 2nd and 3rd lumbar vertebra level with the waist. Easily stimulated with the Back-eze.
- FL005** INTERNAL EAR .C, TONGUE .F, MIDBRAIN TEGMENTUM, TRIGEMINAL NERVE, HELIX 5
- ES103** Master Point 5: Chinese Inner Nose (Nasal Cavity), French Master Oscillation Point, Reticular Formation, Auditory Nerve, Deafness, Dumb Point. Located on the 3rd zone of the Subtragus. This point balances the left and right Cerebral Hemispheres, correcting problems of cerebral laterality.
- ECW03** BRAIN (DIENCEPHALON), CENTRAL RIM, DIZZINESS, VERTIGO, TOOTHACHE 2
- ECW04** PARATHYROID GLAND, BRAINSTEM, SUPERIOR AND MIDDLE CERVICAL SYMPATHETIC GANGLIA
- EHX01** Master Point U, Point of Support, Solar Plexus, Umbilical Cord, Penis, or Clitoris, Sexual Desire, Bosch Point, Diaphragm, Hiccups. Located in a notch at the beginning of the Helix Root. This point brings the whole body toward a state of homeostatic balance