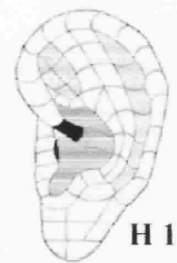
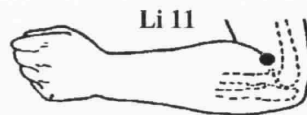
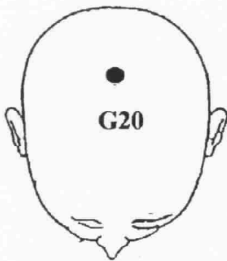
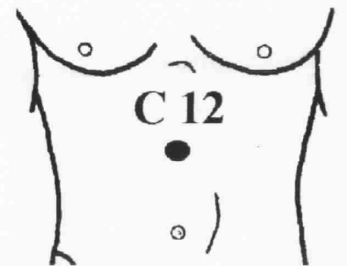
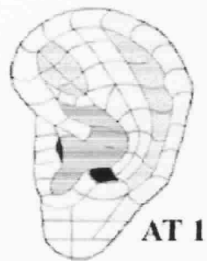
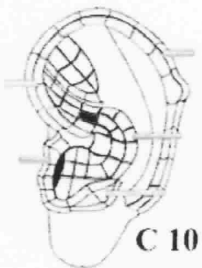
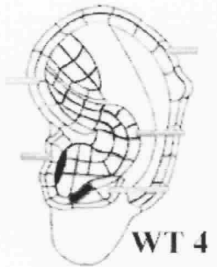
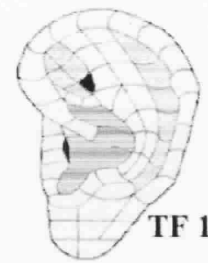
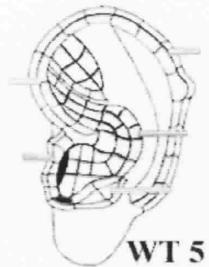
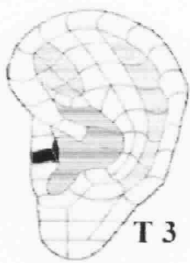
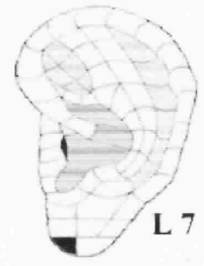
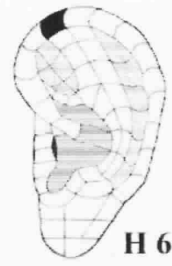
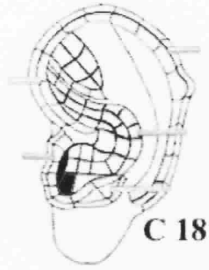
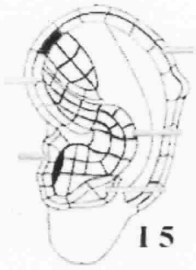
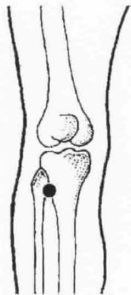
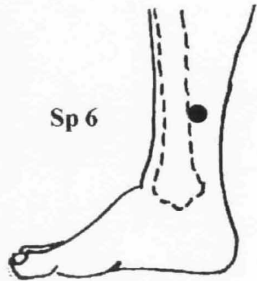


AcuPoint Analysis ARTHRITIS RHEUMATOID

Points





Point	Description
C06	1.5 Cun below the navel.
C12	4 cun above the navel, along the mid-line.
EAT01	Occiput, Atlas, Occipital Lobe. Located in the 1st zone of the Antitragus.
EC10	Chinese Kidney Located on the 10th zone of the Concha.
EC18	Posterior Pituitary, Anterior Pituitary, Chinese Triple Warmer. Located on the 18th zone of the Concha.
EH01	Master Point 0, Point of Support, Solar Plexus, Umbilical Cord, Penis, or Clitoris, Sexual Desire, Bosch Point, Diaphragm, Hiccups. Located in a notch at the beginning of the Helix Root. This point brings the whole body toward a state of homeostatic balance.
EH06	Omega 2. Located on the 6th zone of the Helix.
EI05	French Kidney, Chinese Blind Bile Point. Located on the 5th zone of the Internal Helix.
EL07	Frontal Lobe, French External Nose, Prostaglandin Point 2. Located on the 7th zone of the Lobe.
ET03	Master Point 6: Stress Control Point, Allergy Point, Chinese External Nose, Appetite Control (Hunger Point), Chinese Adrenal (Suprarenal) Gland, Corpus, Callosum. Located on the 3rd zone of the Tragus. This master point activates ACTH and corticosteroid hormones to facilitate the body's response to chronic stress.
ETF01	Master Point 1, (Shen Men), French Hip, Chinese Shen Men (Divine Gate), Pelvic Cavity, French Wonder Point. Located in the middle of the 1st zone of the Triangular Fossa. This master point alleviates pain, tension, anxiety, and depression.
EWT04	Master Point 3, (Thalamus Point), Pain Control Point. French Point du Thalamus, Chinese Subcortex (Dermis) Point. Located on the 4th zone of the Wall of the Antitragus. This master point reduces pain by activating the thalamic pain inhibitory system, which is the supra-spinal level of the gate control pathway.
EWT05	Master Point 4, (Endocrine Hormones), French Anterior Pituitary, Chinese Internal Secretion Point, Endocrine Hormone Point, Endorphin Hormone, Parathyroid Control. Located on the 5th zone of the Wall of the Antitragus. This master point brings Endocrine Hormones to their appropriate homeostatic levels, either raising or lowering their secretions. It functions by activating the Pituitary Gland below the brain, which is the master gland controlling all other Endocrine Glands.
G20	On the midpoint of the skull on a line connecting the tops of the ears.
LI04	On the back of the hand between the thumb and index finger metacarpal bones. Find the spot midway on the bone that connects the index finger to the wrist and probe inward toward the main body of the hand.
LI11	On the extreme end of the outer crease of the elbow. Bend your arm tightly and place your Acu-Ki on the end of the crease. Keep your massager in place while opening the arm and stimulate the point on your relaxed arm downward toward your forearm.
P04	On the inside of the forearm five cun above the wrist crease.
SP06	The width of one hand (3 thumbs) above the crown of the inner ankle, just behind the shin bone on the front of the leg.
ST36	The width of one hand (3 Cun) below the bottom of the kneecap, and the width of one thumb (1 Cun) toward the outside of the leg (direction of the small toe.) Found in the trough or valley where the two most prominent bones of the calf come together.