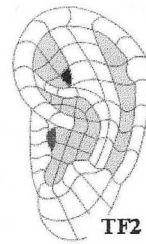
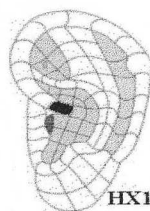
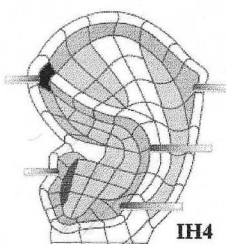
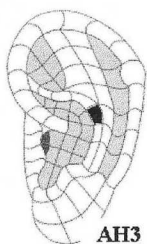
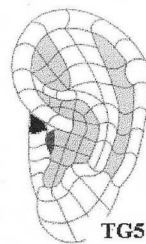
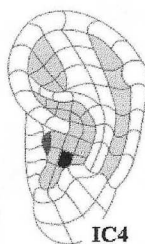
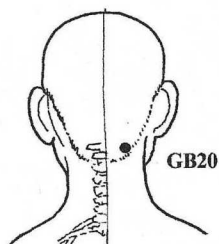
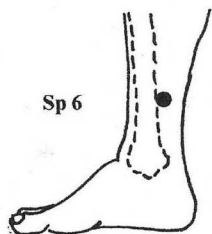
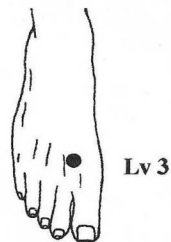
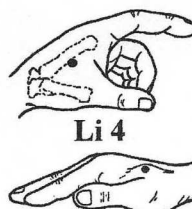
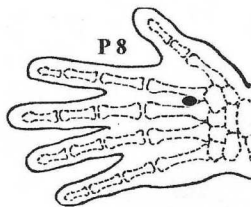
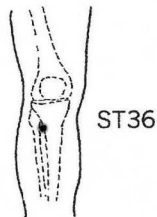
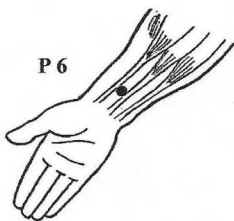


AcuPoint Analysis ANGINA PECTORIS*



- H07** Palm facing you, on the wrist crease closest to the hand in the hollow directly in line with the inside of the little finger.
- P06** The width of two thumbs (2 Cun) above the most prominent crease on the inner wrist, in line with the middle finger.
- ST36** The width of one hand (3 Cun) below the bottom of the kneecap, and the width of one thumb (1 Cun) toward the outside of the leg (direction of the small toe.) Found in the trough or valley where the two most prominent bones of the calf come together.
- H09** On the inside of the tip of the little finger, about 0.1 cun behind the corner of the nail.
- H08** On the first skin crease on the palm between the fourth and fifth metacarpal bones. When a fist is made, the point is where the tip of the little finger rests.
- P08** Between the second and the third metacarpal bones of the hand, where the tip of the middle finger touches when the fist is clenched.
- LI04** On the back of the hand between the thumb and index finger metacarpal bones. Find the spot midway on the bone that connects the index finger to the wrist. Sometimes this point is easy to find by squeezing two fingers together to form a small mound and marking an imaginary point at the peak of that mound. Then probe inward toward the main body of the hand, right on the bone.
- LV03** Two cun above the separation between the biggest and second toes, on the top side of the foot.
- SP06** The width of one hand (3 thumbs) above the crown of the inner ankle, just behind the shin bone on the front of the leg.
- GB20** This point is right under and against the base of the skull, in the two small muscular grooves at the back of the neck, two to three inches apart depending on the size of the head.
- EIC04** LUNG, HEART .C, BRONCHI, TUBERCULOSIS POINT
- ETG05** Chinese External Ear, Apex of Tragus, Cardiac Point. Located on the 5th zone of the Tragus.
- EAH03** UPPER THORACIC VERTABRAE, HEART .F, MAMMARY GLAND .C
- EIH04** AUTONOMIC POINT, SYMPATHETIC POINT, URETER .F
- EHX01** Master Point 0, Point of Support, Solar Plexus, Umbilical Cord, Penis, or Clitoris, Sexual Desire, Bosch Point, Diaphragm, Hiccups. Located in a notch at the beginning of the Helix Root. This point brings the whole body toward a state of homeostatic balance
- ETF02** Master Point 1, (Shen Men), French Hip, Chinese Shen Men (Divine Gate), Pelvic Cavity, French Wonder Point. Located in the middle of the 2st zone of the Triangular Fossa. This master point alleviates pain, tension, anxiety, and depression.