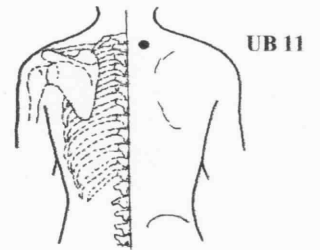
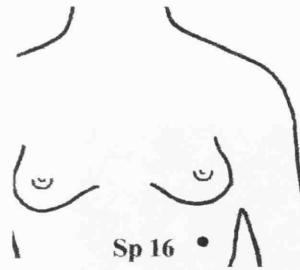
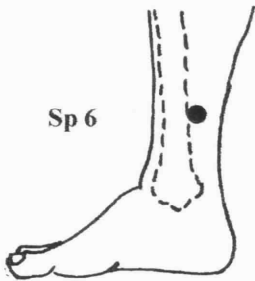
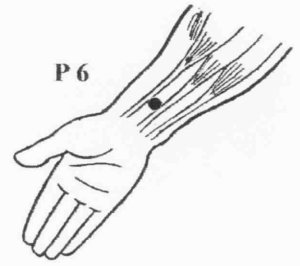
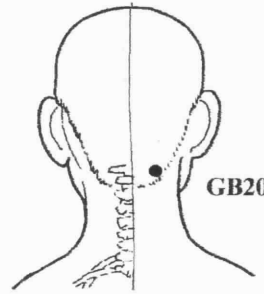
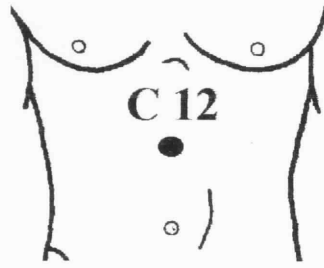
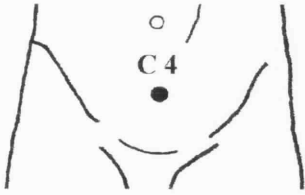


AcuPoint Analysis

STOMACH, HYPER-ACIDITY

Points



AcuPoint Analysis

STOMACH, HYPER-ACIDITY

(DESCRIPTIONS)

Point	Description
C04	3 cun below, and in line with the navel.
C12	4 cun above the navel, along the mid-line.
GB20	This point is right under and against the base of the skull, in the two small muscular grooves at the back of the neck, two to three inches apart depending on the size of the head.
P06	The width of two thumbs (2 Cun) above the most prominent crease on the inner wrist, in line with the middle finger.
SP06	The width of one hand (3 thumbs) above the crown of the inner ankle, just behind the shin bone on the front of the leg.
SP16	Directly beneath the nipples or 4 cun from the abdominal midline and three thumb widths up from the navel.
ST36	The width of one hand (3 Cun) below the bottom of the kneecap, and the width of one thumb (1 Cun) toward the outside of the leg (direction of the small toe.) Found in the trough or valley where the two most prominent bones of the calf come together.
UB11	1.5 Cun from the spine midline, 1 cun below a line level with the top of the shoulder blades. Easily stimulated with the Back-eze.