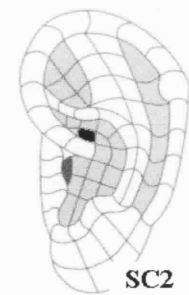
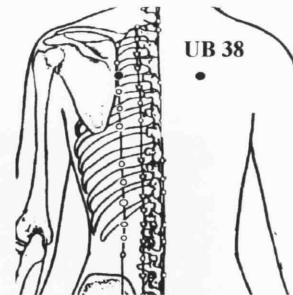
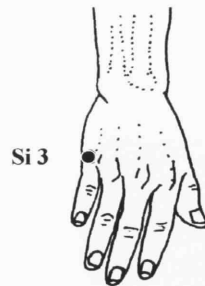
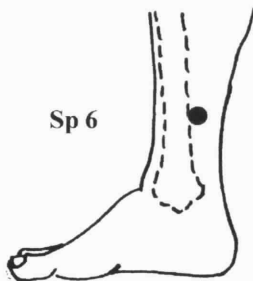
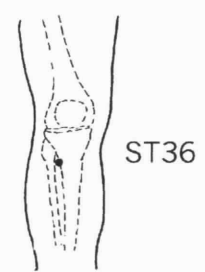
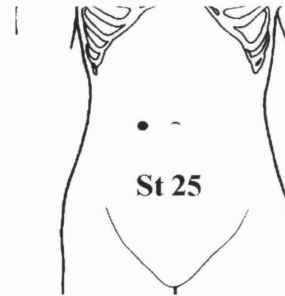
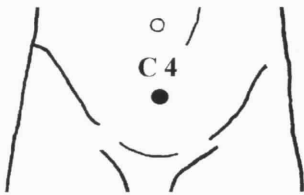


AcuPoint Analysis

SMALL INTESTINE*

Points



AcuPoint Analysis
SMALL INTESTINE*
(DESCRIPTIONS)

Point	Description
C04	3 cun below, and in line with the navel.
C08	Center of the navel.
ST25	2 Cun from the midline at the level of the umbilicus.
ST36	The width of one hand (3 Cun) below the bottom of the kneecap, and the width of one thumb (1 Cun) toward the outside of the leg (direction of the small toe.) Found in the trough or valley where the two most prominent bones of the calf come together.
SP06	The width of one hand (3 thumbs) above the crown of the inner ankle, just behind the shin bone on the front of the leg.
SI03	On the outer edge of the hand, directly behind the knuckle of the littlest finger.
UB38	3 Cun from the spine midline, level with the fourth thoracic vertebra. Between the shoulder blade and the spine 4 cun below a line drawn between the tips of the shoulders.
ESC02	SMALL INTESTINES, APPENDIX, OMEGA 1, ALCOHOLIC POINT
FB52	Small Intestine. Both sides of the bottom of the feet.
FBL52	
HI52	Small intestine.