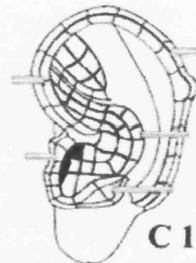
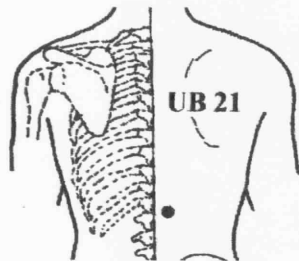
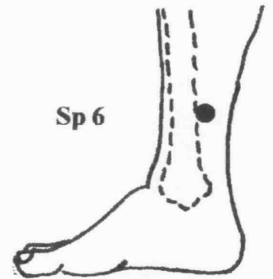
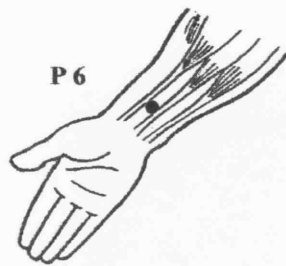
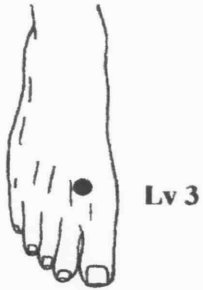
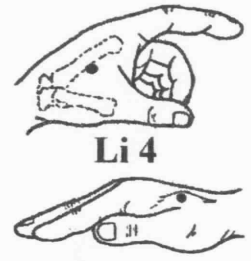
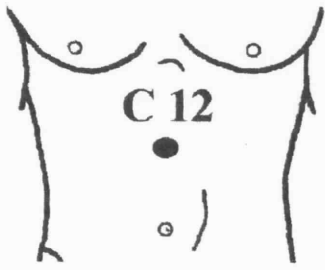


AcuPoint Analysis OVEREATING*

Points



AcuPoint Analysis

OVEREATING*

(DESCRIPTIONS)

Point	Description
C12	4 cun above the navel, along the mid-line.
EC01	Mouth, Throat, Sacral Parasympathetic Nerves. Located on the 1st zone of the Concha.
GB34	Slightly below the level of the botton on the kneecap, on the outer side of the leg, in the slight depression formed when the knee is completely straight. Forward of a line to the crown of the outer ankle.
H07	Palm facing you, on the wrist crease closest to the hand, in the hollow directly in line with the inside of the little finger.
LI04	On the back of the hand between the thumb and index finger metacarpal bones. Find the spot midway on the bone that connects the index finger to the wrist. Sometimes this point is easy to find by squeezing two fingers together to form a small mound and marking an imaginary point at the peak of that mound. Then probe inward toward the main body of the hand, right on the bone.
LV03	Two cun above the separation between the biggest and second toes, on the top side of the foot.
P06	The width of two thumbs (2 Cun) above the most prominent crease on the inner wrist, in line with the middle finger.
SI19	Directly in front of the ear opening in a depression which will deepen when the mouth is open.
SP06	The width of one hand (3 thumbs) above the crown of the inner ankle, just behind the shin bone on the front of the leg.
ST36	The width of one hand (3 Cun) below the bottom of the kneecap, and the width of one thumb (1 Cun) toward the outside of the leg (direction of the small toe.) Found in the trough or valley where the two most prominent bones of the calf come together.
UB21	1.5 Cun from the spine midline, between the 12th thoracic vertebra and the 1st lumbar vertebra. 2.5 cun above the waist line. Easily stimulated with the Back-eze.

OVEREATING*:

See weight control