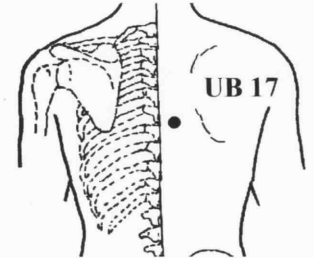
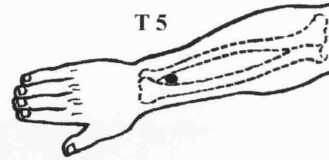
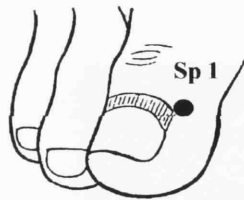
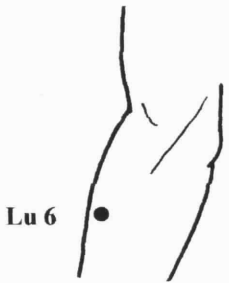
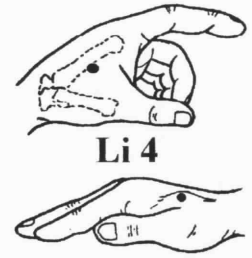
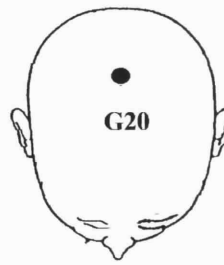

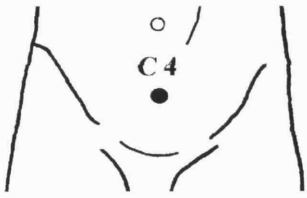


AcuPoint Analysis HEMORRHAGE

Points



AcuPoint Analysis

HEMORRHAGE

(DESCRIPTIONS)

Point	Description
C04	3 cun below, and in line with the navel.
C20	On the midline of the sternum, 2.5 cun below the center of the depression between the collar bones.
G20	On the midpoint of the skull on a line connecting the tops of the ears.
LI04	On the back of the hand between the thumb and index finger metacarpal bones. Find the spot midway on the bone that connects the index finger to the wrist. Sometimes this point is easy to find by squeezing two fingers together to form a small mound and marking an imaginary point at the peak of that mound. Then probe inward toward the main body of the hand, right on the bone.
LU06	Connect a line between LU05 and LU09. LU06 is located on the medial border of the radius, 7 Cun from the wrist crease and 5 Cun from the inner elbow crease.
SP01	At the corner of the root of the nail in the large toe. Inside of the toe away from the other toes.
T05	The width of two thumbs above the most prominent crease of the upper wrist, in line with the middle finger. On the outside of the forearm.
UB17	1.5 Cun from the spine midline, along an imaginary line drawn between the bottoms of the shoulder blades (scapula). Easily stimulated with the Back-eze.