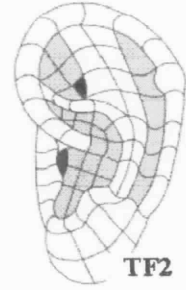
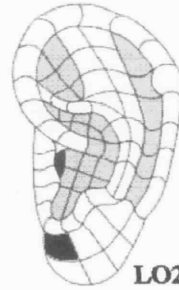
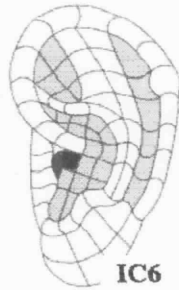
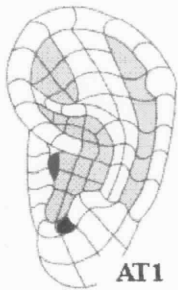
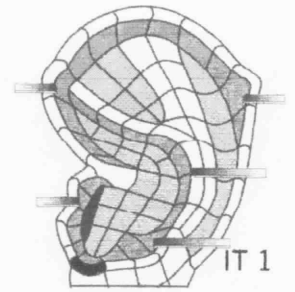
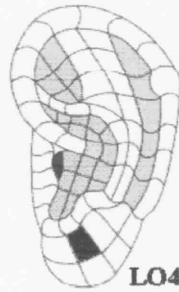
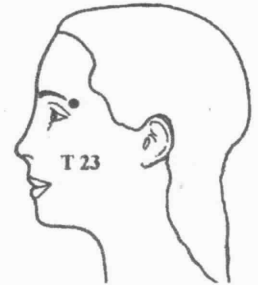
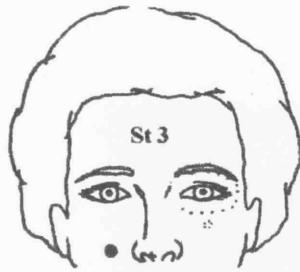
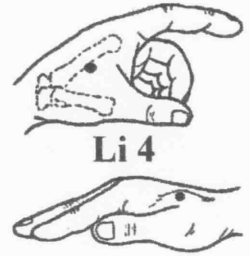
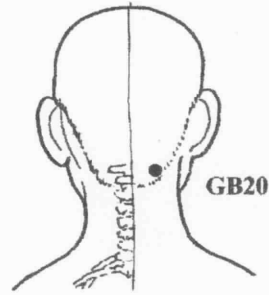


# AcuPoint Analysis

## EYE, MYOPIA\*

### Points



# AcuPoint Analysis

## EYE, MYOPIA\*

(DESCRIPTIONS)

Point	Description
<b>G23</b>	On the midline of the skull 1 cun within the front hairline.
<b>GB01</b>	This point is not as far back as the large hollow of the temple. It is 1/2 cun from the bony ridge at the corner of the eye.
<b>GB20</b>	This point is right under and against the base of the skull, in the two small muscular grooves at the back of the neck, two to three inches apart depending on the size of the head.
<b>LI04</b>	On the back of the hand between the thumb and index finger metacarpal bones. Find the spot midway on the bone that connects the index finger to the wrist. Sometimes this point is easy to find by squeezing two fingers together to form a small mound and marking an imaginary point at the peak of that mound. Then probe inward toward the main body of the hand, right on the bone.
<b>ST02</b>	One-half thumb width below the center of the lower eye ridge in an indentation of the cheek.
<b>ST03</b>	At the bottom of the cheekbone, directly below the pupil of the eye.
<b>ST36</b>	The width of one hand (3 Cun) below the bottom of the kneecap, and the width of one thumb (1 Cun) toward the outside of the leg (direction of the small toe.) Found in the trough or valley where the two most prominent bones of the calf come together.
<b>T23</b>	In the depression at the outer edge of the eyebrow.
<b>UB01</b>	At the inner corner of the eye, very near and slightly above the tear duct; massage between the notch you feel above the eye in the skull and the tear duct.
<b>UB02</b>	At the inner edge of the eyebrow.
<b>EIT01</b>	Eye disorder 1, Cingulate, Hypotension Point.
<b>ELO04</b>	MASTER SENSORIAL, EYE, FRONTAL SINUS, TONGUE .C, PALATE .C
<b>EAT01</b>	FOREHEAD, THYROID CONTROL (TSH), EYE DISORDER 2 (MU 2)
<b>EIC06</b>	MOUTH, THROAT, PARASYMPATHETIC SACRAL NERVES
<b>ELO02</b>	EXTERNAL NOSE .F, FRONTAL CORTEX, LYMBIC SYSTEM 2, RHINENCEPHALON, SEPTAL NUCLEUS, OLFACTORY BULB, OLFACTORY NERVE, AMYGDALA, AGRESSIVITY POINT, IRRITABILITY POINT, DENTAL ANALGESIA 1
<b>ETF02</b>	Master Point 1, (Shen Men), French Hip, Chinese Shen Men (Divine Gate), Pelvic Cavity, French Wonder Point. Located in the middle of the 2st zone of the Triangular Fossa. This master point alleviates pain, tension, anxiety, and depression.