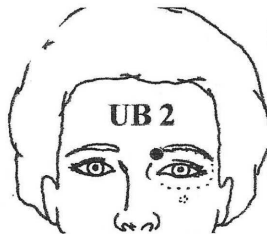
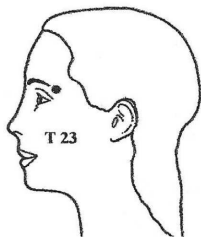
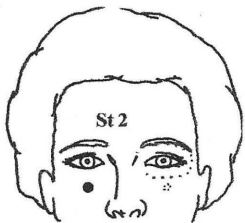
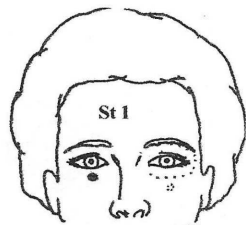
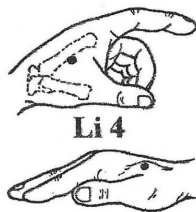


AcuPoint Analysis EYE, CATARACT



- GB01** This point is not as far back as the large hollow of the temple. It is 1/2 cun from the bony ridge at the corner of the eye.
- GB02** Directly in front of the ear hole is a depression that enlarges when the mouth is open. 1/2 cun below that point is GB2.
- LI04** On the back of the hand between the thumb and index finger metacarpal bones. Find the spot midway on the bone that connects the index finger to the wrist. Sometimes this point is easy to find by squeezing two fingers together to form a small mound and marking an imaginary point at the peak of that mound. Then probe inward toward the main body of the hand, right on the bone.
- ST01** Below the center of the eye in the small hollow which can be felt in the (orbicular) bone or eye socket bone.
- ST02** One-half thumb width below the center of the lower eye ridge in an indentation of the cheek.
- T23** In the depression at the outer edge of the eyebrow.
- UB01** At the inner corner of the eye, very near and slightly above the tear duct; massage between the notch you feel above the eye in the skull and the tear duct.
- UB02** At the inner edge of the eyebrow.