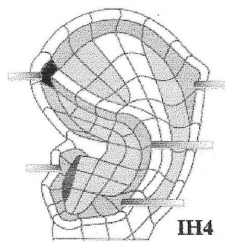
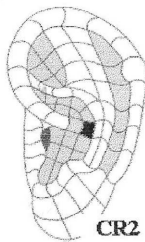
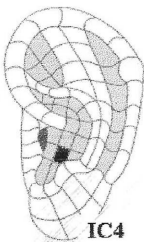
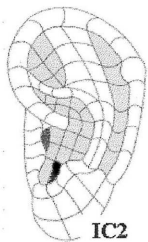
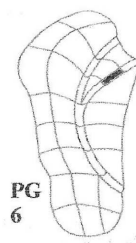
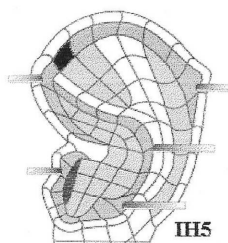
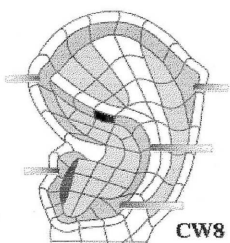
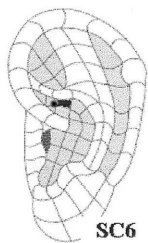
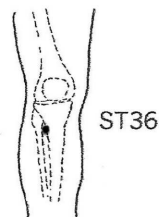
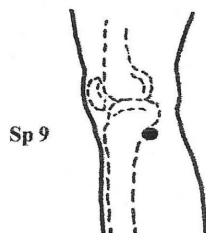
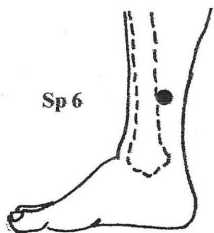
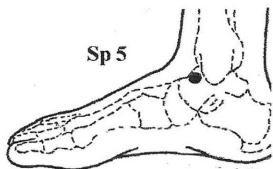
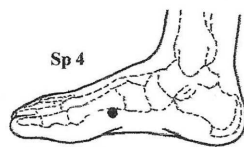
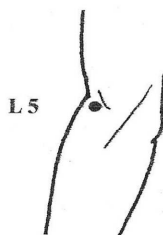
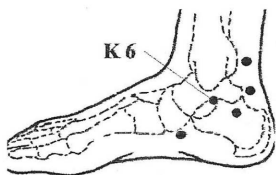
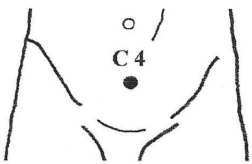


AcuPoint Analysis EDEMA*



- C04** 3 cun below, and in line with the navel.
- K06** 0.5 cun below the crown of the inner ankle.
- LU05** In the hollow, but more toward the outside (direction of the thumb) of the inner elbow crease.
- SP04** On the inner edge of the foot two cun from the large bulging joint where the big toe joins the foot.
- SP05** 1 cun in front of the inner ankle bone crown.
- SP06** The width of one hand (3 thumbs) above the crown of the inner ankle, just behind the shin bone on the front of the leg.
- SP09** On the inner portion of the leg, just below the level of the kneecap, in the concave depression just above the calf, in line with the crown of the inner ankle.
- ST36** The width of one hand (3 Cun) below the bottom of the kneecap, and the width of one thumb (1 Cun) toward the outside of the leg (direction of the small toe.) Found in the trough or valley where the two most prominent bones of the calf come together.
- ESC06** KIDNEY .C, URETER .C
- ECW08** ADRENAL GLAND, LUMBAR SYMPATHETIC GANGLIA
- EIH05** KIDNEY .F
- EPG06**
- EIC02** LUNG 2, IPSILATERAL LUNG, ANTERIOR HYPOTHALAMUS
- EIC04** LUNG, HEART .C, BRONCHI, TUBERCULOSIS POINT
- ECR02** LIVER, CIRRHOSIS, HEPATITIS
- EIH04** AUTONOMIC POINT, SYMPATHETIC POINT, URETER .F