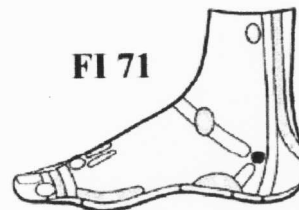
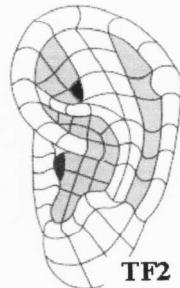
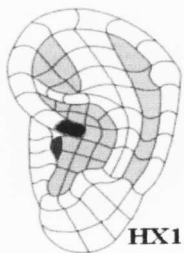
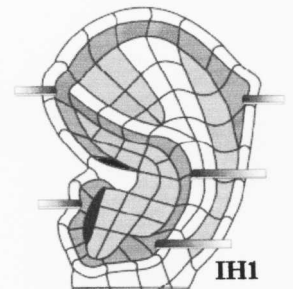
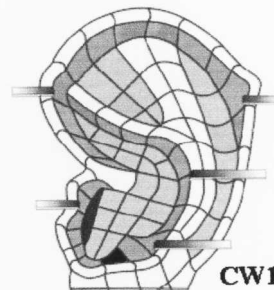
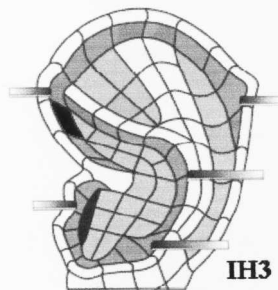
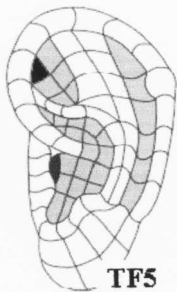
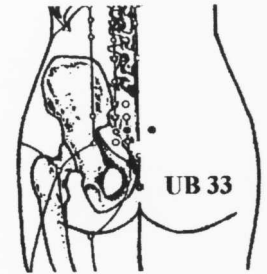
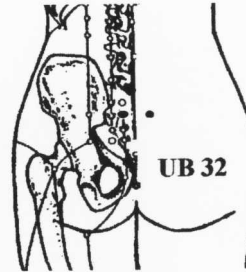
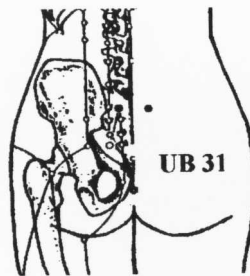
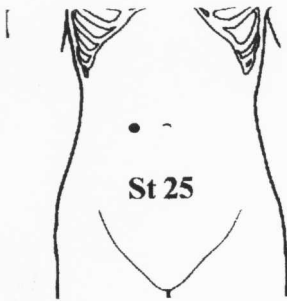
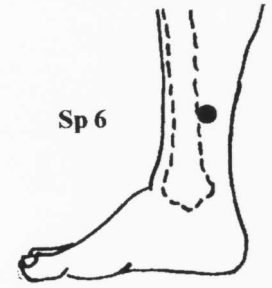
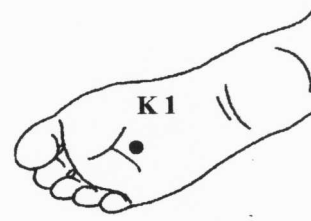


AcuPoint Analysis INFERTILITY*

Points



AcuPoint Analysis

INFERTILITY*

(DESCRIPTIONS)

Point	Description
C06	1.5 Cun below the navel.
G20	On the midpoint of the skull on a line connecting the tops of the ears.
K01	On the bottom of the foot, in the middle, just behind the ball (the most padded forward part).
SP06	The width of one hand (3 thumbs) above the crown of the inner ankle, just behind the shin bone on the front of the leg.
ST25	2 Cun from the midline at the level of the umbilicus.
UB31	On the first posterior sacral foramen. 3 cun above the crease where the buttocks come together and 0.5 cun from the spine midline. Easily stimulated with the Back-eze.
UB32	On the second posterior sacral foramen. 2 cun above the crease where the buttocks come together and 0.5 cun from the spine midline. A point easily stimulated with the Back-eze.
UB33	On the third posterior sacral foramen. 1 cun above the crease where the buttocks come together and 0.5 cun from the spine midline. A point easily stimulated with the Back-eze.
ETF05	French Heel and Ankle, Chinese Uterus. Located on the 5th zone of the Triangular Fossa.
EIH03	UTERUS .F
ECW01	GENITAL CONTROL, GONADOTROPHINS (FSH, LH), OVARIES OR TESTES .C
EIH01	OVARIES OR TESTES .F
EHX01	Master Point 0, Point of Support, Solar Plexus, Umbilical Cord, Penis, or Clitoris, Sexual Desire, Bosch Point, Diaphragm, Hiccups. Located in a notch at the beginning of the Helix Root. This point brings the whole body toward a state of homeostatic balance
ETF02	Master Point 1, (Shen Men), French Hip, Chinese Shen Men (Divine Gate), Pelvic Cavity, French Wonder Point. Located in the middle of the 2st zone of the Triangular Fossa. This master point alleviates pain, tension, anxiety, and depression.
FI71	Uterus. Inside the foot midway between the inside ankle bone and the edge of the heel.