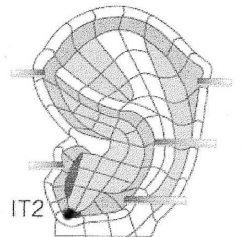
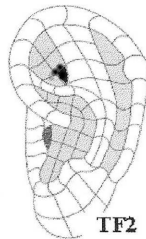
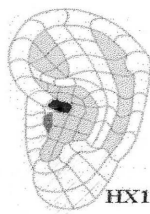
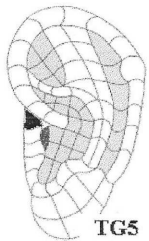
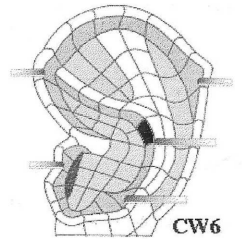
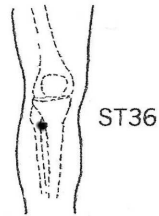
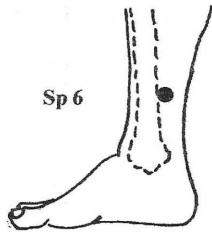
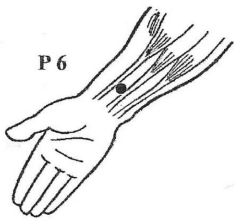
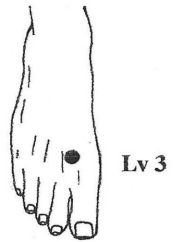
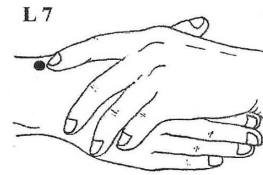
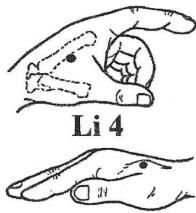
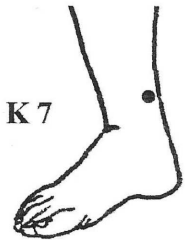
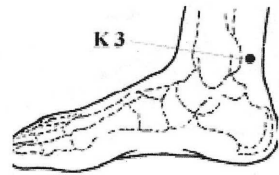
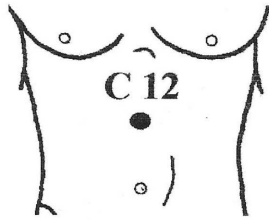
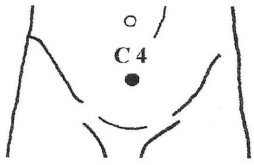


# AIDS\*



- C04** 3 cun below, and in line with the navel.
- C12** 4 cun above the navel, along the mid-line.
- H07** Palm facing you, on the wrist crease closest to the hand, in the hollow directly in line with the inside of the little finger.
- K03** The width of two thumbs above the crown of the inner ankle, still on the inner side of the leg, but almost to the rear of the leg. Do not strongly stimulate this point after the third month of pregnancy.
- K07** The width of two thumbs above and slightly behind the inside crown of the inner ankle.
- LI04** On the back of the hand between the thumb and index finger metacarpal bones. Find the spot midway on the bone that connects the index finger to the wrist. Sometimes this point is easy to find by squeezing two fingers together to form a small mound and marking an imaginary point at the peak of that mound. Then probe inward toward the main body of the hand, right on the bone.
- LU07** On thumb edge of the wrist, 1.5 Cun toward elbow from wrist crease nearest hand. A difficult point to find, but made easier by linking the hands (in picture), find point beneath index finger lying along top of wrist, deep in a small hollow.
- LV03** Two cun above the separation between the biggest and second toes, on the top side of the foot.
- P06** The width of two thumbs (2 Cun) above the most prominent crease on the inner wrist, in line with the middle finger.
- SP06** The width of one hand (3 thumbs) above the crown of the inner ankle, just behind the shin bone on the front of the leg.
- ST36** The width of one hand (3 Cun) below the bottom of the kneecap, and the width of one thumb (1 Cun) toward the outside of the leg (direction of the small toe.) Found in the trough or valley where the two most prominent bones of the calf come together.
- ECW06** MAMMARY GLAND .F, THORACIC SYMPATHETIC GANGLIA
- ETG05** Chinese External Ear, Apex of Tragus, Cardiac Point. Located on the 5th zone of the Tragus.
- EHX01** Master Point 0, Point of Support, Solar Plexus, Umbilical Cord, Penis, or Clitoris, Sexual Desire, Bosch Point, Diaphragm, Hiccups. Located in a notch at the beginning of the Helix Root. This point brings the whole body toward a state of homeostatic balance
- ETF02** Master Point 1, (Shen Men), French Hip, Chinese Shen Men (Divine Gate), Pelvic Cavity, French Wonder Point. Located in the middle of the 2st zone of the Triangular Fossa. This master point alleviates pain, tension, anxiety, and depression.
- EIT02** Endocrine Point, Internal Secretion, Thyrotropins (TSH).