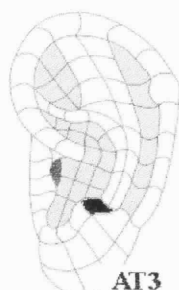
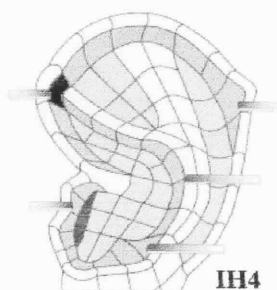
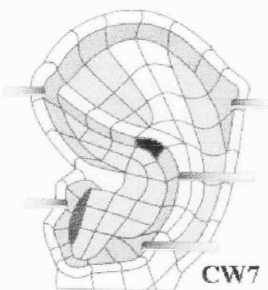
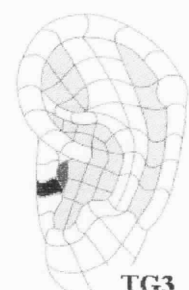
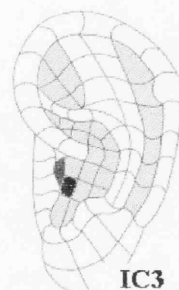
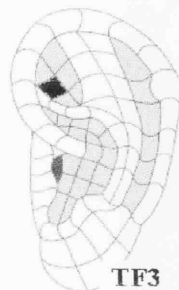
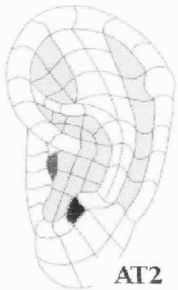
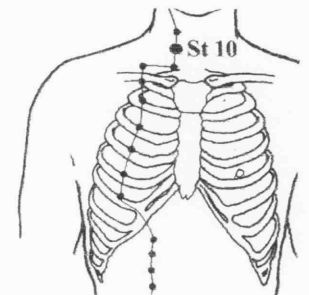
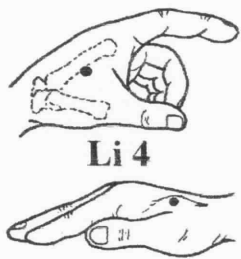
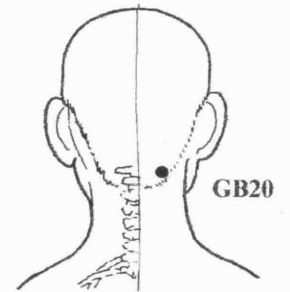
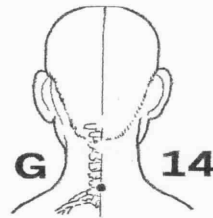
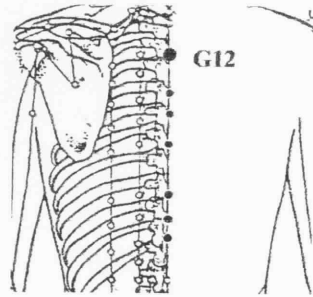
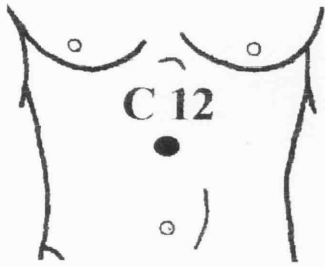


# AcuPoint Analysis WHOOPING COUGH\*

## Points



# AcuPoint Analysis WHOOPING COUGH\*

(DESCRIPTIONS)

Point	Description
<b>C12</b>	4 cun above the navel, along the mid-line.
<b>G12</b>	On the spine, between the 3rd and 4th thoracic vertebra, 4 cun above the bottom edge of the scapula.
<b>G14</b>	On the spine, in the valley between the lowest cervical and the highest dorsal vertebrae, on an imaginary line drawn between the tips of the shoulders.
<b>GB20</b>	This point is right under and against the base of the skull, in the two small muscular grooves at the back of the neck, two to three inches apart depending on the size of the head.
<b>LI04</b>	On the back of the hand between the thumb and index finger metacarpal bones. Find the spot midway on the bone that connects the index finger to the wrist. Sometimes this point is easy to find by squeezing two fingers together to form a small mound and marking an imaginary point at the peak of that mound. Then probe inward toward the main body of the hand, right on the bone.
<b>LU09</b>	On the crease closest to the hand of the inner wrist, in line with the thumb.
<b>P06</b>	The width of two thumbs (2 Cun) above the most prominent crease on the inner wrist, in line with the middle finger.
<b>ST10</b>	The width of one thumb below the level of your adams apple and 1.5 from the center line of the throat.
<b>EAT02</b>	TEMPLES, ASTHMA, APEX OF ANTITRAGUS
<b>ETF03</b>	THIGH, Chinese Constipation Point, Antihistamine Point. Located on the 3th zone of the Triangular fossa.
<b>EIC03</b>	TRACHEA, LARYNX AND PHARYNX .F, VAGUS NERVE, BRONCHI
<b>ETG03</b>	Master Point 6: Stress Control Point, Allergy Point, Chinese External Nose, Appetite Control (Hunger Point), Chinese Adrenal (Suprarenal) Gland, Corpus, Callosum. Located on the 3rd zone of the Tragus. This master point activates ACTH and corticosteroid hormones to facilitate the body's response to chronic stress.
<b>ECW07</b>	THYMUS GLAND, THORACIC SYMPATHETIC GANGLIA
<b>EIH04</b>	AUTONOMIC POINT, SYMPATHETIC POINT, URETER .F
<b>EAT03</b>	OCCIPUT, ATLAS, OCCIPITAL LOBE