
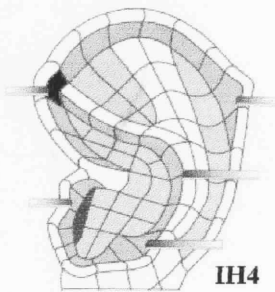
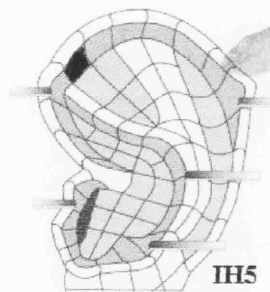
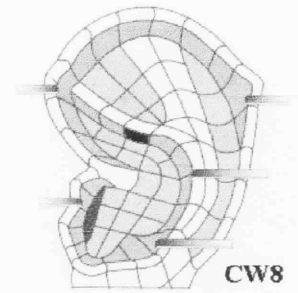
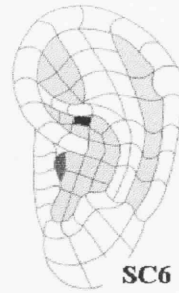
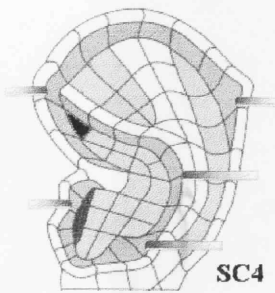
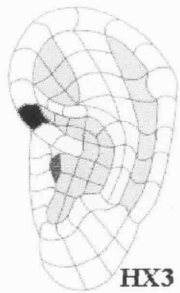
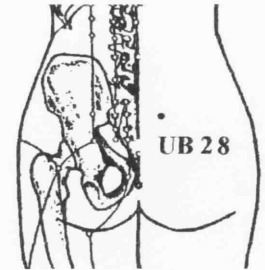
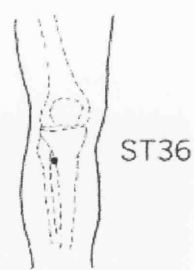
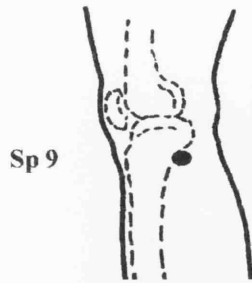
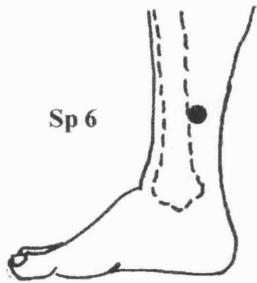
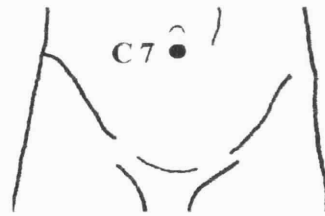
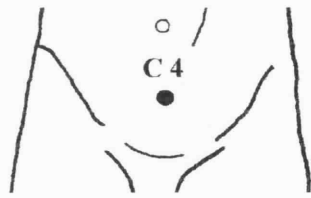
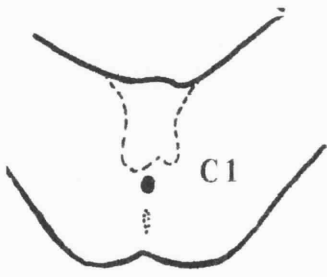


AcuPoint Analysis URETHRA*

Points



AcuPoint Analysis
URETHRA*
 (DESCRIPTIONS)

Point	Description
C01	Midway between the anus and the sex organ, atop the crease like tissue.
C04	3 cun below, and in line with the navel.
C07	1 Cun below the navel.
GB02	Directly in front of the ear hole is a depression that enlarges when the mouth is open. 1/2 cun below that point is GB2.
SP06	The width of one hand (3 thumbs) above the crown of the inner ankle, just behind the shin bone on the front of the leg.
SP09	On the inner portion of the leg, just below the level of the kneecap, in the concave depression just above the calf, in line with the crown of the inner ankle.
ST36	The width of one hand (3 Cun) below the bottom of the kneecap, and the width of one thumb (1 Cun) toward the outside of the leg (direction of the small toe.) Found in the trough or valley where the two most prominent bones of the calf come together.
UB28	1.5 Cun from the spine midline, between the lower medial border of the posterior superior iliac spine and the sacrum. 2 cun above the point where the buttocks form a crease. Easily stimulated with the Back-eze.
EHX03	Rectum .C, Anus, Urethra .C, Weather Point
ESC04	RECTUM .F, PROSTATE GLAND .C, HEMORRHOIDS .F
ESC06	KIDNEY .C, URETER .C
ECW08	ADRENAL GLAND, LUMBAR SYMPATHETIC GANGLIA
EIH05	KIDNEY .F
EIH04	AUTONOMIC POINT, SYMPATHETIC POINT, URETER .F
EPG06	