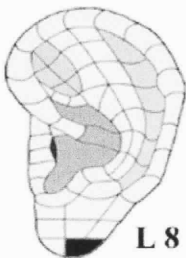
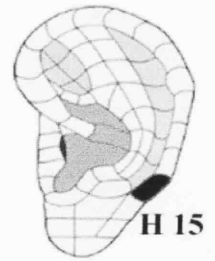
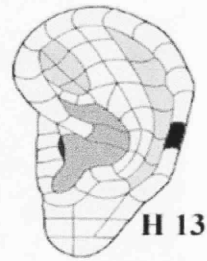
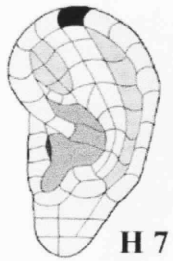
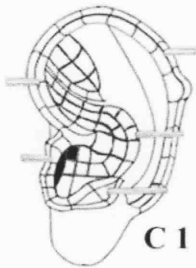
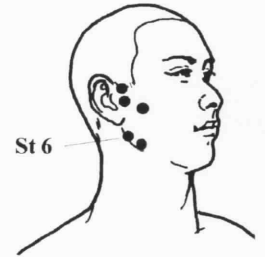
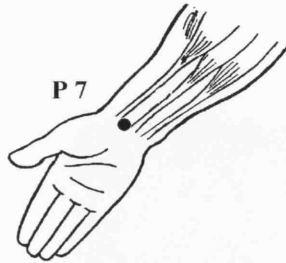
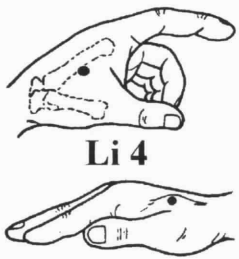
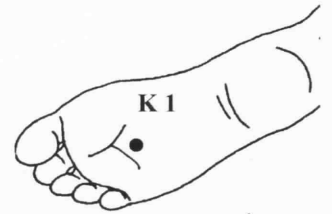
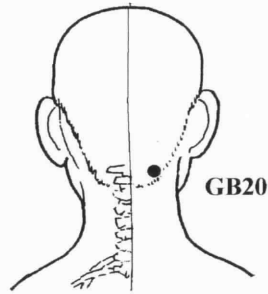



AcuPoint Analysis TONSILLITIS

Points



AcuPoint Analysis

TONSILLITIS

(DESCRIPTIONS)

| Point | Description |
|-------------|--|
| C16 | On the midline of the chest, 1.6 below the level of the nipples, level with the lower border of the breastbone. |
| C22 | In the center of the depression above the supraorbital notch, the pressure being applied downward alongside the trachea. |
| EC01 | Mouth, Throat, Sacral Parasympathetic Nerves. Located on the 1st zone of the Concha. |
| EH07 | Allergy Point 1, Apex of Auricle, Tonsil 1. Located on the 7th zone of the Helix. |
| EH13 | Thoracic Spinal Cord, Tonsil 2, Helix 3. Located on the 13th zone of the Helix. |
| EH15 | Medulla Oblangata, Glossopharyngeal Nerve, Lower Jaw, Tonsil 3, Helix 4, Metabolic Regulation Point. Located on the 15th zone of the Helix. |
| EL08 | French Lips, Chinese Tonsil 4, Helix 6. Located on the 8th zone of the Lobe |
| GB20 | This point is right under and against the base of the skull, in the two small muscular grooves at the back of the neck, two to three inches apart depending on the size of the head. |
| K01 | On the bottom of the foot, in the middle, just behind the ball (the most padded forward part). |
| LI04 | On the back of the hand between the thumb and index finger metacarpal bones. Find the spot midway on the bone that connects the index finger to the wrist. Sometimes this point is easy to find by squeezing two fingers together to form a small mound and marking an imaginary point at the peak of that mound. Then probe inward toward the main body of the hand, right on the bone. |
| P07 | On the most prominent crease of the inner wrist, in line with the middle finger. |
| SI01 | Just behind the inside corner of the nail of the smallest finger (direction toward the other fingers). |
| ST06 | Between the upper and lower jaw, on the muscle that bulges when the back teeth are clenched. |