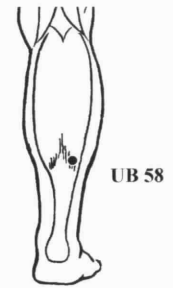
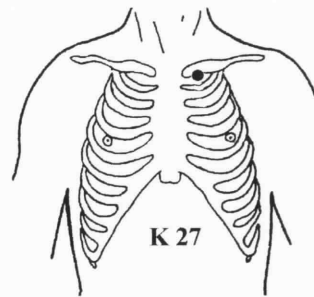
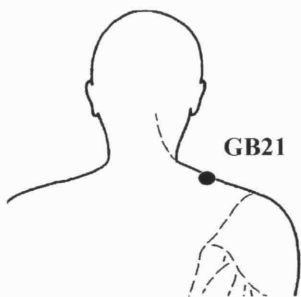
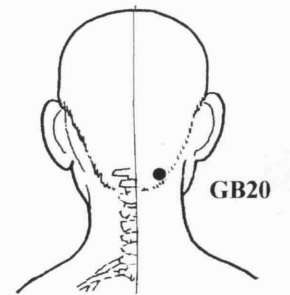
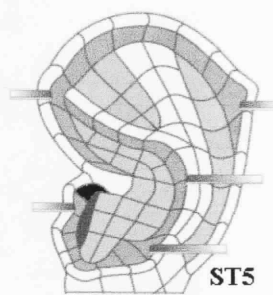
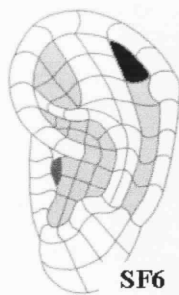
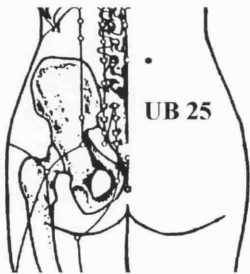
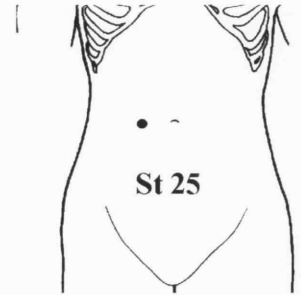
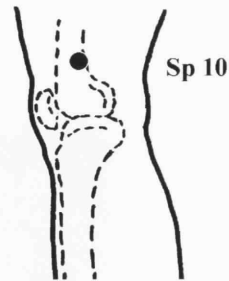
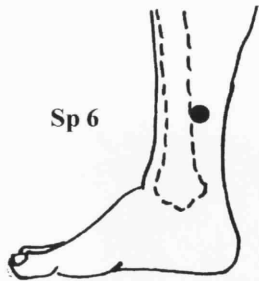
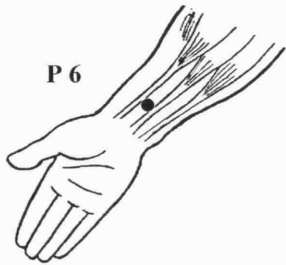
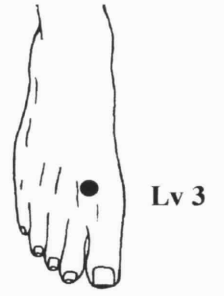
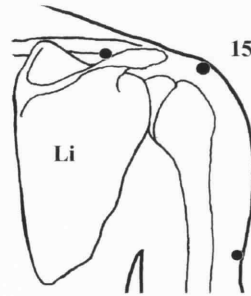
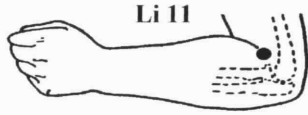
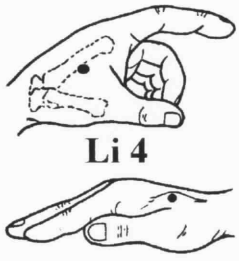


AcuPoint Analysis PSORIASIS*

Points



AcuPoint Analysis

PSORIASIS*

(DESCRIPTIONS)

Point	Description
LI04	On the back of the hand between the thumb and index finger metacarpal bones. Find the spot midway on the bone that connects the index finger to the wrist. Sometimes this point is easy to find by squeezing two fingers together to form a small mound and marking an imaginary point at the peak of that mound. Then probe inward toward the main body of the hand, right on the bone.
LI11	On the extreme end of the outer crease of the elbow. Bend your arm tightly and place your Acu-Ki on the end of the crease. Keep your massager in place while opening the arm and stimulate the point on your relaxed arm downward toward your forearm.
LI15	At the point of the shoulders. Raise your arm slightly above the level of your shoulder and place your Acu-Ki in the forward most dimple; then keeping your Acu-Ki in the dimple, lower your arm and begin stimulation.
LV03	Two cun above the separation between the biggest and second toes, on the top side of the foot.
P06	The width of two thumbs (2 Cun) above the most prominent crease on the inner wrist, in line with the middle finger.
SP06	The width of one hand (3 thumbs) above the crown of the inner ankle, just behind the shin bone on the front of the leg.
SP10	The width of two thumbs above the top of the kneecap, in the inner thigh, approximately in line with the crown of the inner ankle.
ST25	2 Cun from the midline at the level of the umbilicus.
UB25	1.5 cun from the spine midline, on a level between the 4th and 5th lumbar vertebra. Just above an imaginary line drawn between the mid-forearms. Easily stimulated with the Back-eze.
ESF06	Fingers, Appendix 1. Skin Disorder Located on the 6th zone of the Scaphoid Fossa.
EST05	
GB20	This point is right under and against the base of the skull, in the two small muscular grooves at the back of the neck, two to three inches apart depending on the size of the head.
GB21	On the top of the shoulder, one to two inches from the side of the neck.
H07	Palm facing you, on the wrist crease closest to the hand, in the hollow directly in line with the inside of the little finger.
K27	In the hollow below the collarbone next to the breastbone 2 thumb widths from the chest midline.
UB58	The width of two hands and one thumb above the crown of the outer ankle; and nearly in line with, but slightly behind, a line vertical to the outer ankle.

PSORIASIS*:

General points for the skin include: Li4,11 P7 Sp6,8,10 S36 B12,13,17,38,54 EAR: (SF6, ST5, HX12,13,14,15, IT1)