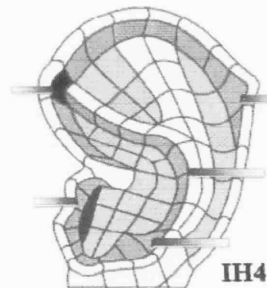
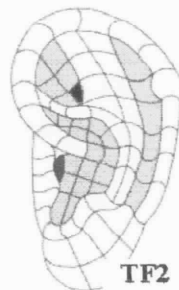
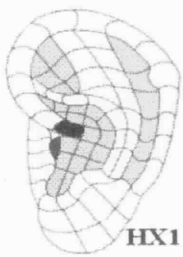
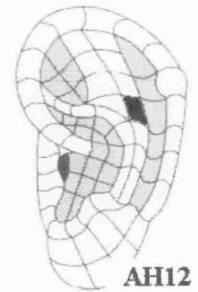
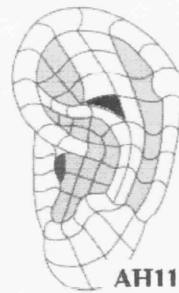
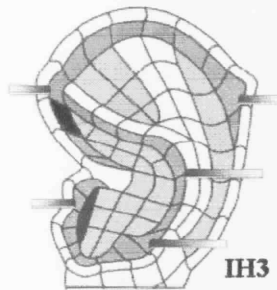
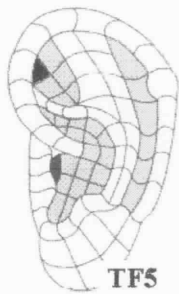
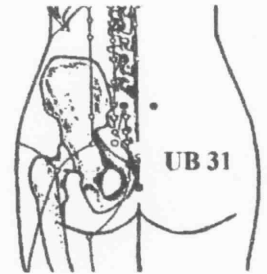
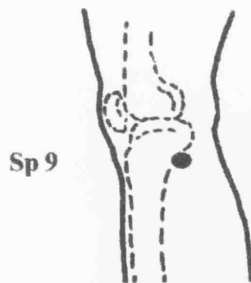
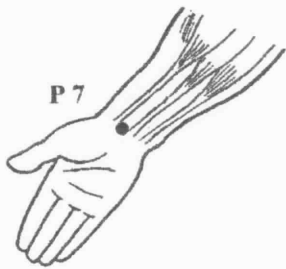
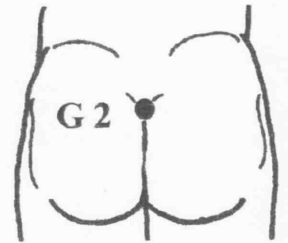
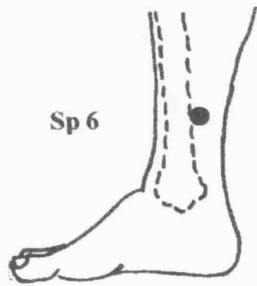
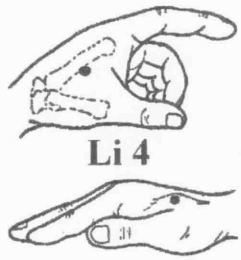


# AcuPoint Analysis CHILDBIRTH, INDUCTION\*

## Points



# AcuPoint Analysis

## CHILDBIRTH, INDUCTION\*

(DESCRIPTIONS)

Point	Description
<b>LI04</b>	On the back of the hand between the thumb and index finger metacarpal bones. Find the spot midway on the bone that connects the index finger to the wrist. Sometimes this point is easy to find by squeezing two fingers together to form a small mound and marking an imaginary point at the peak of that mound. Then probe inward toward the main body of the hand, right on the bone.
<b>SP06</b>	The width of one hand (3 thumbs) above the crown of the inner ankle, just behind the shin bone on the front of the leg.
<b>ST36</b>	The width of one hand (3 Cun) below the bottom of the kneecap, and the width of one thumb (1 Cun) toward the outside of the leg (direction of the small toe.) Found in the trough or valley where the two most prominent bones of the calf come together.
<b>G02</b>	On the centerline of the back, just above the crease of the buttocks.
<b>P07</b>	On the most prominent crease of the inner wrist, in line with the middle finger.
<b>SP09</b>	On the inner portion of the leg, just below the level of the kneecap, in the concave depression just above the calf, in line with the crown of the inner ankle.
<b>ST37</b>	The width of one hand and two thumbs below the bottom of the kneecap, the width of one thumb to the outside of the front (shin) bone, in the direction of the small toe.
<b>UB31</b>	On the first posterior sacral foramen. 3 cun above the crease where the buttocks come together and 0.5 cun from the spine midline. Easily stimulated with the Back-eze.
<b>ETF05</b>	French Heel and Ankle, Chinese Uterus. Located on the 5th zone of the Triangular Fossa.
<b>EIH03</b>	UTERUS .F
<b>EAH11</b>	ABDOMEN, LUMBAGO (LUMBODYNIA) POINT, HEAT POINT
<b>EAH12</b>	ABDOMEN
<b>EHX01</b>	Master Point 0, Point of Support, Solar Plexus, Umbilical Cord, Penis, or Clitoris, Sexual Desire, Bosch Point, Diaphragm, Hiccups. Located in a notch at the beginning of the Helix Root. This point brings the whole body toward a state of homeostatic balance
<b>ETF02</b>	Master Point 1, (Shen Men), French Hip, Chinese Shen Men (Divine Gate), Pelvic Cavity, French Wonder Point. Located in the middle of the 2st zone of the Triangular Fossa. This master point alleviates pain, tension, anxiety, and depression.
<b>EIH04</b>	AUTONOMIC POINT, SYMPATHETIC POINT, URETER .F
<b>FI71</b>	Uterus. Inside the foot midway between the inside ankle bone and the edge of the heel.