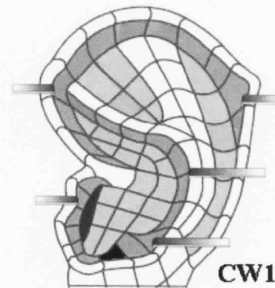
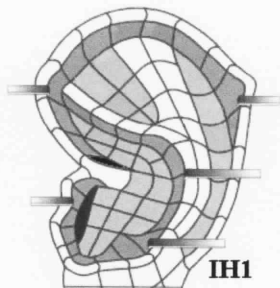
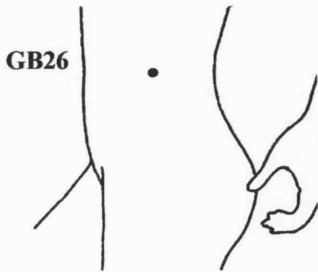
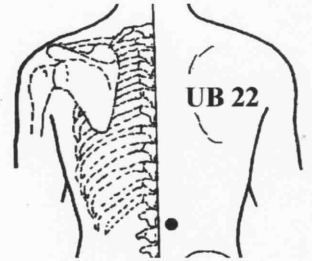
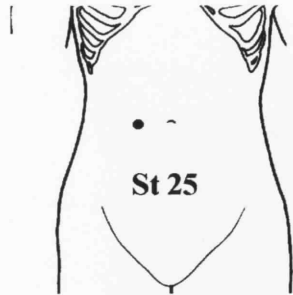
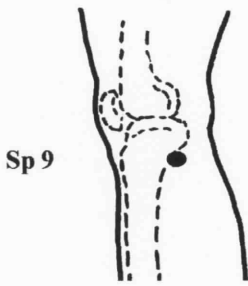
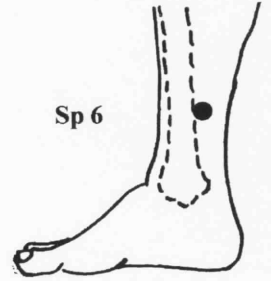
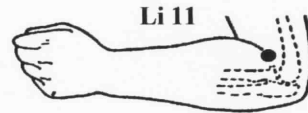
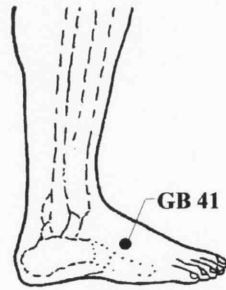


# AcuPoint Analysis OVARIES\*

## Points



# AcuPoint Analysis

## OVARIES\*

(DESCRIPTIONS)

Point	Description
<b>C06</b>	1.5 Cun below the navel.
<b>FB38</b>	Ovary. Both sides of the bottom of the foot.
<b>FO38</b>	Ovary. Outside of foot midway between the outside ankle bone and the edge of the heel.
<b>GB41</b>	On the top of the foot, in the valley between the smallest and fourth toes, midway between the separation between the toes and where the foot joins the leg.
<b>HI38</b>	Ovary and testes. Hand inside.
<b>HO38</b>	Ovary and testes. Outside hand.
<b>LI11</b>	On the extreme end of the outer crease of the elbow. Bend your arm tightly and place your Acu-Ki on the end of the crease. Keep your massager in place while opening the arm and stimulate the point on your relaxed arm downward toward your forearm.
<b>SP06</b>	The width of one hand (3 thumbs) above the crown of the inner ankle, just behind the shin bone on the front of the leg.
<b>SP09</b>	On the inner portion of the leg, just below the level of the kneecap, in the concave depression just above the calf, in line with the crown of the inner ankle.
<b>ST25</b>	2 Cun from the midline at the level of the umbilicus.
<b>ST36</b>	The width of one hand (3 Cun) below the bottom of the kneecap, and the width of one thumb (1 Cun) toward the outside of the leg (direction of the small toe.) Found in the trough or valley where the two most prominent bones of the calf come together.
<b>UB22</b>	1.5 cun from the spine midline, on a level between the 1st and 2nd lumbar vertebra. 1.5 cun above the waist line. Easily stimulated with the Back-eze.
<b>ECW01</b>	GENITAL CONTROL, GONADOTROPHINS (FSH, LH), OVARIES OR TESTES .C
<b>EIH01</b>	OVARIES OR TESTES .F
<b>GB26</b>	At the level of the navel, on the midline of your side.

\*\*\*\*\*

OVARIES\*:

GB26 is especially important for ovarian cyst.