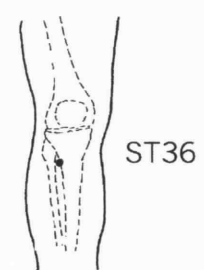
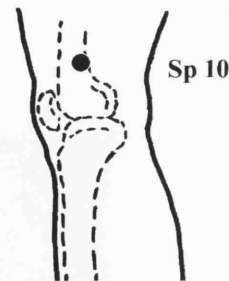
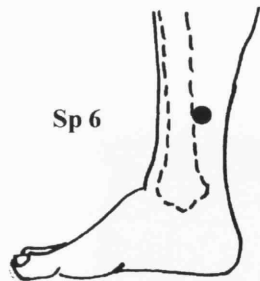
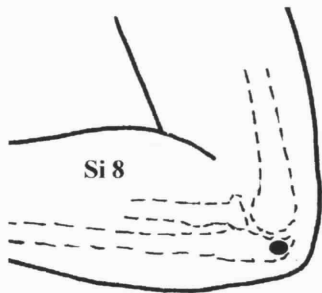
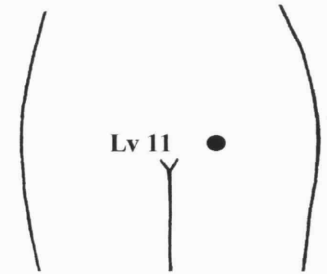
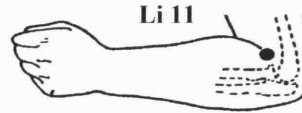
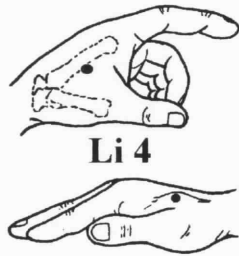
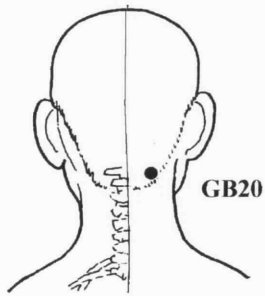
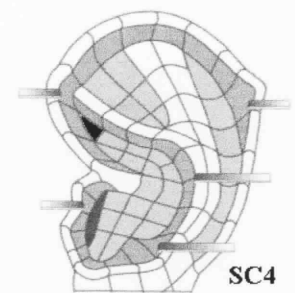
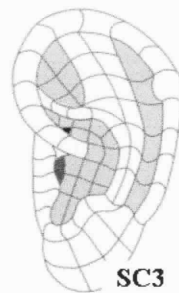
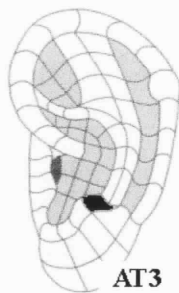
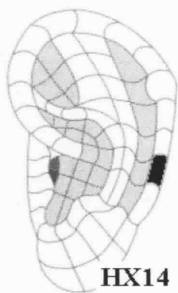
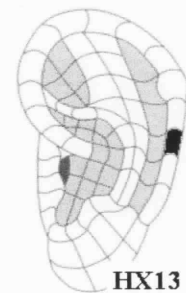
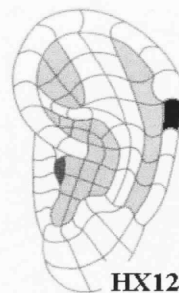
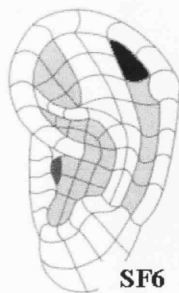


AcuPoint Analysis ITCHING*

Points



**CORRES-
PONDING
BODY
PART**



AcuPoint Analysis

ITCHING*

(DESCRIPTIONS)

Point	Description
GB20	This point is right under and against the base of the skull, in the two small muscular grooves at the back of the neck, two to three inches apart depending on the size of the head.
LI04	On the back of the hand between the thumb and index finger metacarpal bones. Find the spot midway on the bone that connects the index finger to the wrist. Sometimes this point is easy to find by squeezing two fingers together to form a small mound and marking an imaginary point at the peak of that mound. Then probe inward toward the main body of the hand, right on the bone.
LI11	On the extreme end of the outer crease of the elbow. Bend your arm tightly and place your Acu-Ki on the end of the crease. Keep your massager in place while opening the arm and stimulate the point on your relaxed arm downward toward your forearm.
LV11	2 cun below the level of the pubis bone and two cun from the front centerline of the body on the inside of the leg. Midway between the front of the leg and the inside of the leg. Almost on a point where the leg joins the body.
SI08	At the elbow between the tip of the elbow and the bone tip of the upper arm on the inside of the arm.
SP06	The width of one hand (3 thumbs) above the crown of the inner ankle, just behind the shin bone on the front of the leg.
SP10	The width of two thumbs above the top of the kneecap, in the inner thigh, approximately in line with the crown of the inner ankle.
ST36	The width of one hand (3 Cun) below the bottom of the kneecap, and the width of one thumb (1 Cun) toward the outside of the leg (direction of the small toe.) Found in the trough or valley where the two most prominent bones of the calf come together.
CBP	Corresponding Body Part in the Ear, Hand and Foot Microsystem
ESF06	Fingers, Appendix 1. Skin Disorder Located on the 6th zone of the Scaphoid Fossa.
EHX12	LUMBO-SACRAL SPINAL CORD, ALERTNESS
EHX13	THORACIC SPINAL CORD, HELIX 2
EHX14	CERVICAL SPINAL CORD, TONSIL 2, HELIX 3
EAT03	OCCIPUT, ATLAS, OCCIPITAL LOBE
ESC03	LARGE INTESTINES, COLON, HYPOGASTRIC NERVE
ESC04	RECTUM .F, PROSTATE GLAND .C, HEMORRHOIDS .F