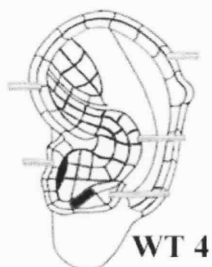
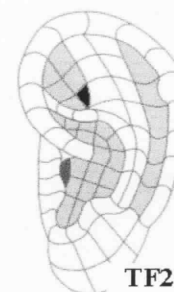
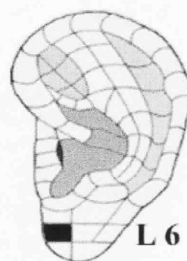
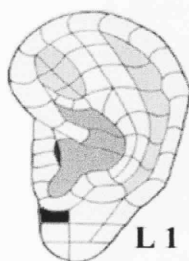
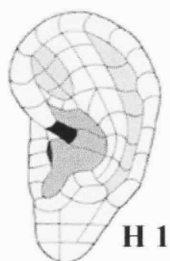
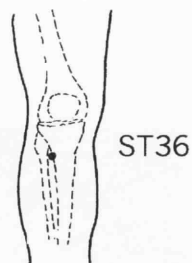
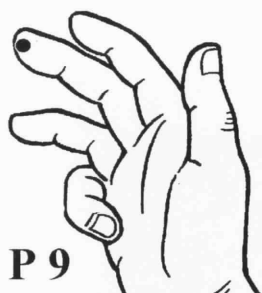
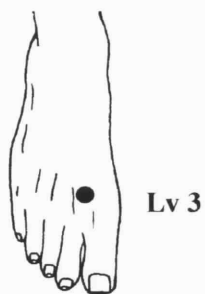
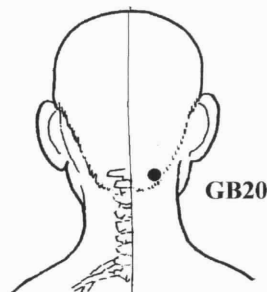
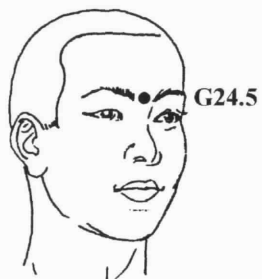
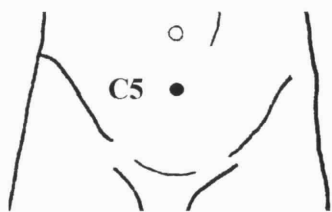


AcuPoint Analysis

IRRITABILITY

Points



AcuPoint Analysis

IRRITABILITY

(DESCRIPTIONS)

Point	Description
C05	2 cun below the navel.
EH01	Master Point 0, Point of Support, Solar Plexus, Umbilical Cord, Penis, or Clitoris, Sexual Desire, Bosch Point, Diaphragm, Hiccups. Located in a notch at the beginning of the Helix Root. This point brings the whole body toward a state of homeostatic balance.
EL01	Frontal Sinus, Frontal Lobe, Rhinencephalon, Septum, Olfactory Lobe, Olfactory Nerve, Amygdala, Irritability (Aggression Control) Point, Chinese Dental Analgesia 1 (Tooth Extraction Anesthesia, Upper Teeth). Located on the 1st zone on the Lobe.
EL06	Master Point 9: Master Cerebral Point, Frontal Lobe, Optic Nerve, Master Omega Point, French Fear (Worry) Point, Psychomatic Point, French Analgesic Point, Chinese Nervousness (Neurasthenia) Point, Chinese Dental Analgesic 2 (Tooth Extraction Anesthesia, Lower Teeth). Located on the 6th zone of the Lobe. This master point diminishes nervous anxiety and negative, worried thinking. It relieves obsessive-compulsive disorders, psychosomatic disorders, and chronic pain.
ETF02	Master Point 1, (Shen Men), French Hip, Chinese Shen Men (Divine Gate), Pelvic Cavity, French Wonder Point. Located in the middle of the 2nd zone of the Triangular Fossa. This master point alleviates pain, tension, anxiety, and depression.
EWT04	Master Point 3, (Thalamus Point), Pain Control Point. French Point du Thalamus, Chinese Subcortex (Dermis) Point. Located on the 4th zone of the Wall of the Antitragus. This master point reduces pain by activating the thalamic pain inhibitory system, which is the supra-spinal level of the gate control pathway.
G24.5	On the centerline of the face between the two eyebrows. Where the bridge of the nose joins the forehead.
GB20	This point is right under and against the base of the skull, in the two small muscular grooves at the back of the neck, two to three inches apart depending on the size of the head.
H07	Palm facing you, on the wrist crease closest to the hand, in the hollow directly in line with the inside of the little finger.
LV03	Two cun above the separation between the biggest and second toes, on the top side of the foot.
P09	0.1 Cun from the nail bed on the middle finger toward the thumb or at the midpoint of the tip of the middle finger. Whichever is sorest.
ST36	The width of one hand (3 Cun) below the bottom of the kneecap, and the width of one thumb (1 Cun) toward the outside of the leg (direction of the small toe.) Found in the trough or valley where the two most prominent bones of the calf come together.
T01	At the base of the nail toward the little finger on your fourth finger.