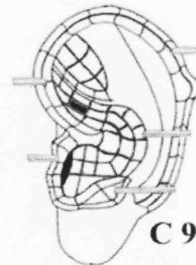
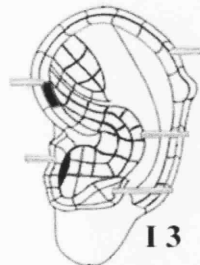
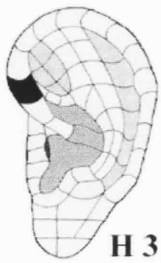
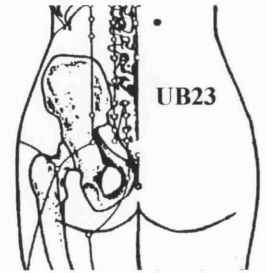
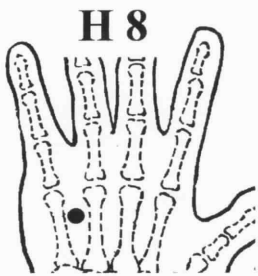
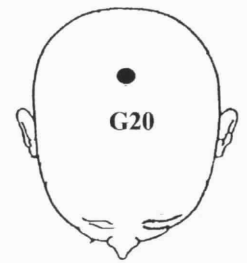
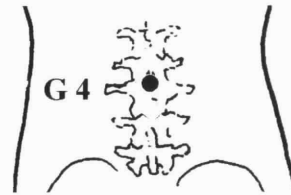
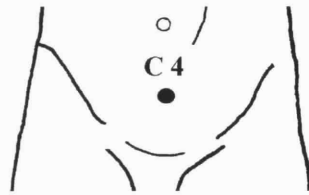
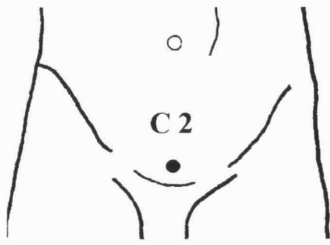


AcuPoint Analysis INCONTINENCE - URINARY

Points



AcuPoint Analysis

INCONTINENCE - URINARY

(DESCRIPTIONS)

Point	Description
C02	The width of 5 Cun below, and in line with the navel.
C04	3 cun below, and in line with the navel.
G04	On the spine atop the third lumbar vertebra, in line with the waist on a "normal-waisted" person.
G20	On the midpoint of the skull on a line connecting the tops of the ears.
H08	On the first skin crease on the palm between the fourth and fifth metacarpal bones. When a fist is made, the point is where the tip of the little finger rests.
K07	The width of two thumbs above and slightly behind the inside crown of the inner ankle.
ST36	The width of one hand (3 Cun) below the bottom of the kneecap, and the width of one thumb (1 Cun) toward the outside of the leg (direction of the small toe.) Found in the trough or valley where the two most prominent bones of the calf come together.
UB23	1.5 cun from the spine on a level between the 2nd and 3rd lumbar vertebra level with the waist. Easily stimulated with the Back-eze.
EH03	Chinese External Genitals, Urethra, French Autonomic Master Point, Reactional Point (point R), Psychosomatic Point, Psychotherapeutic Point. Located on the 3rd zone of the Helix.
EI03	French Ureter, Prostate, Uterus. Located on the 3rd zone of the Internal Helix.
EC09	Bladder, Chinese Ureter. Located on the 9th zone of the Concha.

INCONTINENCE - URINARY:

ALSO ST22, UB22, UB24, UB25. The points on the back are most easily found and stimulated with the Back-eze.