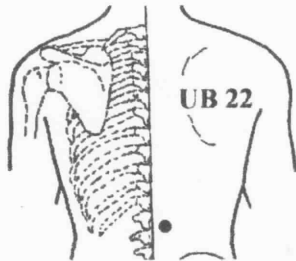
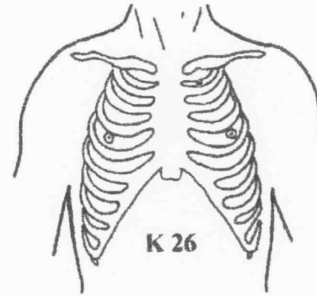
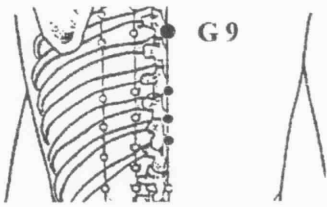


## AcuPoint Analysis INABILITY TO EAT\*

### Points



## AcuPoint Analysis INABILITY TO EAT\*

(DESCRIPTIONS)

Point	Description
<b>G09</b>	On the spine between the 7th and 8th thoracic vertebra, approximately at the level of the bottom edge of the scapula.
<b>GB02</b>	Directly in front of the ear hole is a depression that enlarges when the mouth is open. 1/2 cun below that point is GB2.
<b>K26</b>	In the 1st intercostal space 2 thumb widths from the chest midline.
<b>SI18</b>	Directly below the outer edge of the eye in the depression below the lower border of the cheek bone.
<b>UB22</b>	1.5 cun from the spine midline, on a level between the 1st and 2nd lumbar vertebra. 1.5 cun above the waist line. Easily stimulated with the Back-eze.