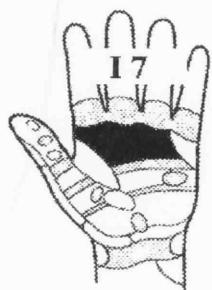
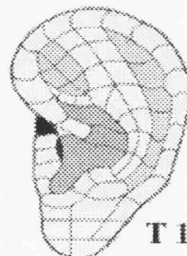
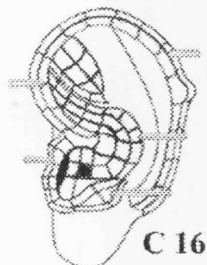
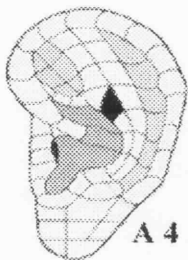
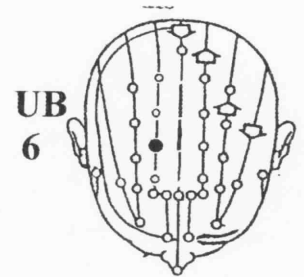
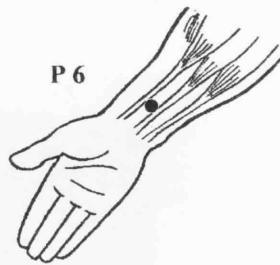
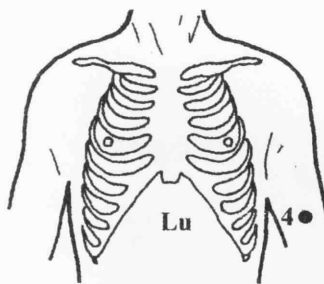
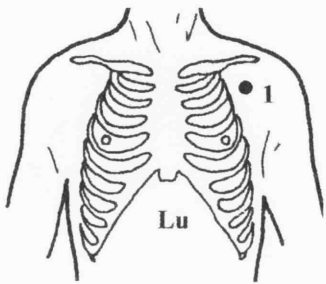
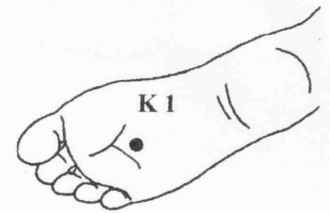
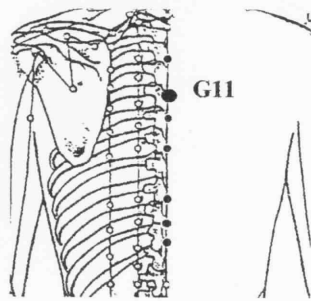
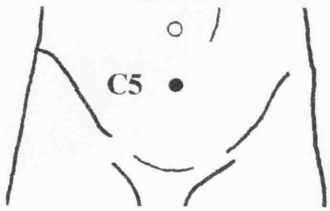


AcuPoint Analysis HEART

Points



AcuPoint Analysis

HEART

(DESCRIPTIONS)

Point	Description
C05	2 cun below the navel.
EA04	Mid-Thoracic Vertebrae, Chinese Lumbar Vertebrae, French Heart Point. Located in the 4th zone of the Antihelix Zone.
EC16	Ipsilateral Lung, Chinese Heart, Bronchoi, Broncho-Pulmonary Plexus. Located on the 16th zone of the Concha.
ET01	Chinese External Ear, Apex of Tragus, Cardiac Point. Located on the 1st zone of the Tragus.
FBL23	Heart. Bottom left foot.
FBR23	Heart. Bottom of the right foot.
G11	On the spine, between the 5th and 6th thoracic vertebrae, in line with the middle of the shoulder blades.
H05	The width of one thumb above the most prominent crease of the inner wrist, in line with the smallest finger.
HI07	Breast, Heart, Lung and mid spine. Hand inside.
HO07	Breast, heart, lung, and mid spine. Outside hand
K01	On the bottom of the foot, in the middle, just behind the ball (the most padded forward part).
LU01	On the outer part of the chest, the width of two thumbs above the armpit crease and the width of two thumbs inward.
LU04	On the middle outside of the upper arm, 5 cun above LU05 which is at the elbow joint. Note from the picture how the arm is held to find this point.
P06	The width of two thumbs (2 Cun) above the most prominent crease on the inner wrist, in line with the middle finger.
UB06	3.5 cun into the hairline, 1.5 cun from the center-line of the head. Easily found and stimulated with the Stressaway massager just by rolling in this area until you find a sore spot.