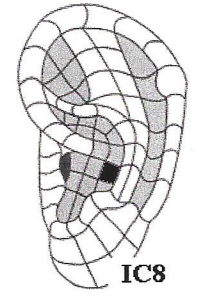
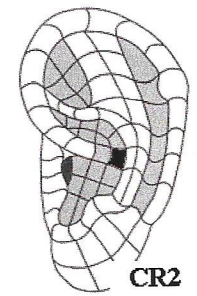
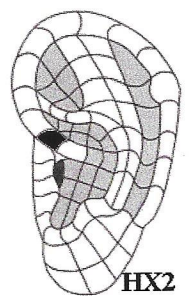
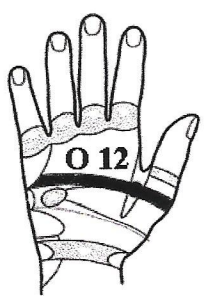
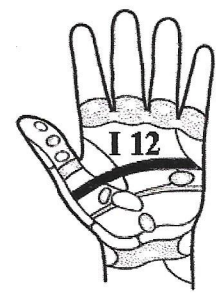
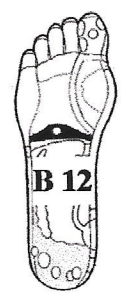
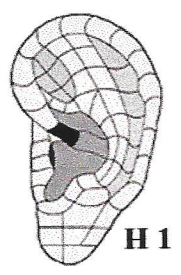
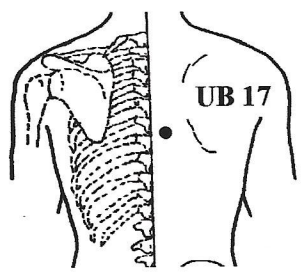
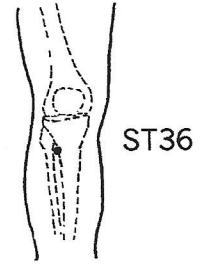
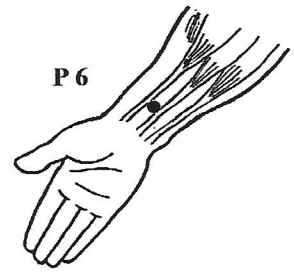



AcuPoint Analysis DIAPHRAGM

Points



AcuPoint Analysis

DIAPHRAGM

(DESCRIPTIONS)

Point	Description
C14	2 cun below the bottom of the breastbone.
C17	In men, on the mid-line of the chest between the two nipples. In women, on the mid-line of the chest between the fourth and fifth ribs.
ECR02	LIVER, CIRRHOSIS, HEPATITIS
EH01	Master Point 0, Point of Support, Solar Plexus, Umbilical Cord, Penis, or Clitoris, Sexual Desire, Bosch Point, Diaphragm, Hiccups. Located in a notch at the beginning of the Helix Root. This point brings the whole body toward a state of homeostatic balance.
EHX02	Diaphragm .C
EIC08	SPLEN .C (LEFT EAR), MUSCLE RELAXATION POINT
FB12	Diaphragm. Bottom both feet.
HI12	Diaphragm. Inside hand.
HO12	Diaphragm. Outside hand.
P06	The width of two thumbs (2 Cun) above the most prominent crease on the inner wrist, in line with the middle finger.
ST36	The width of one hand (3 Cun) below the bottom of the kneecap, and the width of one thumb (1 Cun) toward the outside of the leg (direction of the small toe.) Found in the trough or valley where the two most prominent bones of the calf come together.
UB17	1.5 Cun from the spine midline, along an imaginary line drawn between the bottoms of the shoulder blades (scapula). Easily stimulated with the Back-eze.