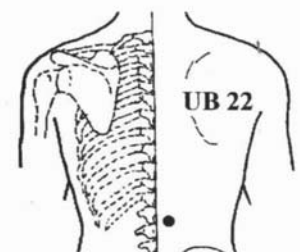
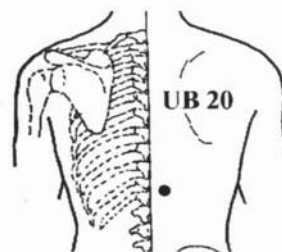
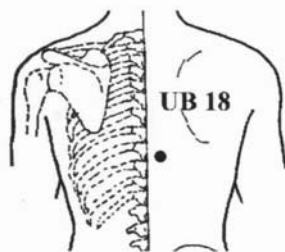
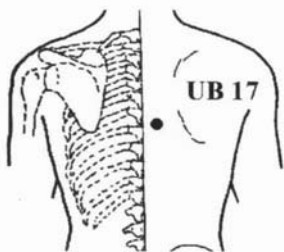
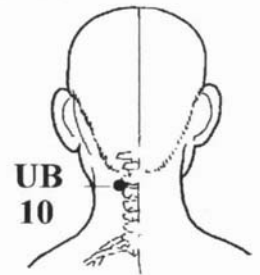
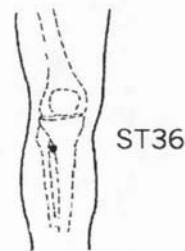
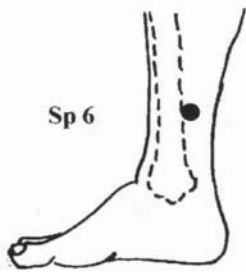
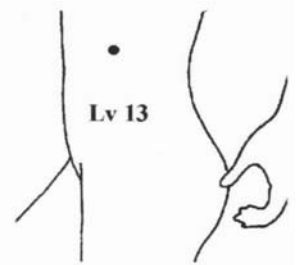
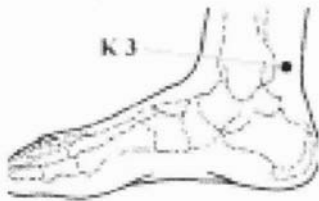
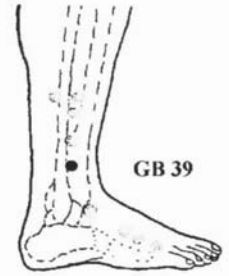
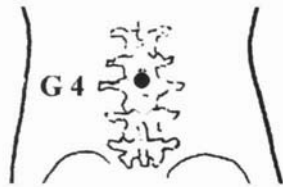


AcuPoint Analysis

CANCER, LEUKEMIA



- C04** 3 cun below, and in line with the navel.
- G04** On the spine atop the third lumbar vertebra, in line with the waist on a “normal-waisted” person.
- G23** On the midline of the skull 1 cun within the front hairline.
- GB39** The width of one hand above and slightly forward of the crown of the outer ankle.
- K03** The width of two thumbs above the crown of the inner ankle, still on the inner side of the leg, but almost to the rear of the leg. Do not strongly stimulate this point after the third month of pregnancy.
- Li4** On the back of the hand between the thumb and index finger metacarpal bones. Find the spot midway on the bone that connects the index finger to the wrist. Sometimes this point is easy to find by squeezing two fingers together to form a small mound and marking an imaginary point at the peak of that mound. Then probe inward toward the main body of the hand, right on the bone.
- LU5** In the hollow, but more toward the outside (direction of the thumb) of the inner elbow crease.
- LVI3** On the side of the abdomen at the free end of the 11th floating rib.
- SPO6** The width of one hand (3 thumbs) above the crown of the inner ankle, just behind the shin bone on the front of the leg.
- SPI5** Level with the navel, 4 cun from the abdominal midline.
- ST36** The width of one hand (3 Cun) below the bottom of the kneecap, and the width of one thumb (1 Cun) toward the outside of the leg (direction of the small toe.) Found in the trough or valley where the two most prominent bones of the calf come together.
- UB10** 0.5 cun just beneath the base of the skull, on the rosy muscles and 0.5 cun from the spine midline.
- UB17** 1.5 Cun from the spine midline, along an imaginary line drawn between the bottoms of the shoulder blades (scapula). Easily stimulated with the Back-eze.
- UB18** 1.5 cun from the spine midline, on a level between the 9th and 10th thoracic vertebrae. 3 cun below the bottom edge of the shoulder blades.
- UB20** 1.5 cun from the spine midline, between the 11th and 12th thoracic vertebra. 3.5 cun above the waist line on a normal-waisted’ person. Easily stimulated with the Back-eze.
- UB22** 1.5 cun from the spine midline, on a level between the 1st and 2nd lumbar vertebra. 1.5 cun above the waist line. Easily stimulated with the Back-eze.

Also G14,15,16,22 P3Sp1 St39,44 UB11,13