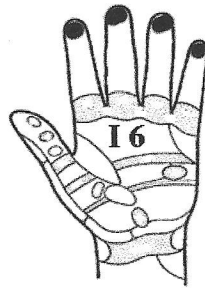
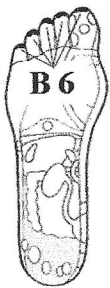
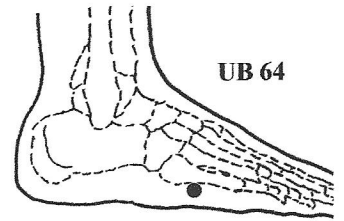
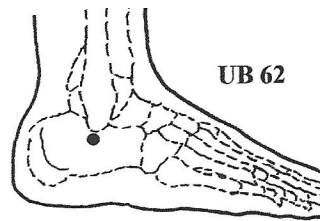
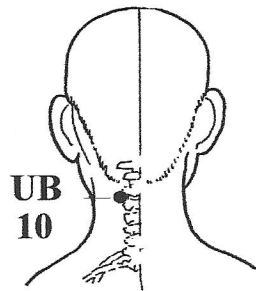
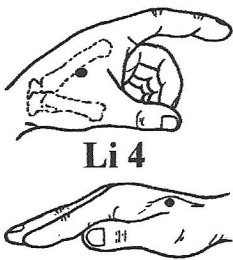
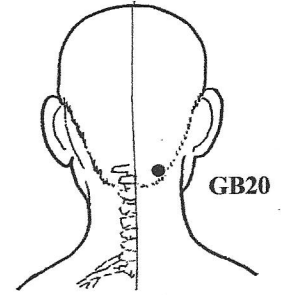
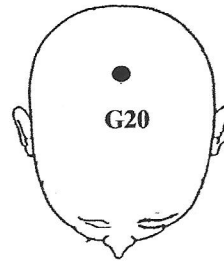
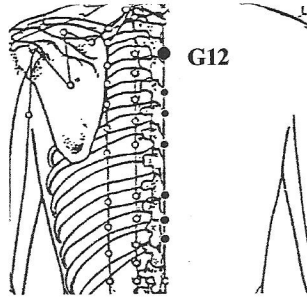


AcuPoint Analysis BRAIN*

Points



© 2011 Copyright
STRESSAWAY ACUPRESSURE,
(888) 853-0646 www.stress-away.com
study@stress-away.com

AcuPoint Analysis

BRAIN*

(DESCRIPTIONS)

Point	Description
C06	1.5 Cun below the navel.
FB06	Brain. Bottom both feet.
G12	On the spine, between the 3rd and 4th thoracic vertebra, 4 cun above the bottom edge of the scapula.
G20	On the midpoint of the skull on a line connecting the tops of the ears.
GB20	This point is right under and against the base of the skull, in the two small muscular grooves at the back of the neck, two to three inches apart depending on the size of the head.
HI06	Brain Hand inside.
HO06	Brain and sinus
LI04	On the back of the hand between the thumb and index finger metacarpal bones. Find the spot midway on the bone that connects the index finger to the wrist. Sometimes this point is easy to find by squeezing two fingers together to form a small mound and marking an imaginary point at the peak of that mound. Then probe inward toward the main body of the hand, right on the bone.
UB10	0.5 cun just beneath the base of the skull, on the rosy muscles and 0.5 cun from the spine midline.
UB62	In the first indentation directly below the outer anklebone. This hollow is one-third the distance from the outer ankle bone to the bottom of the heel.
UB64	The width of three thumbs away from the crown of the outer ankle, in a line drawn between the crown of the outer ankle and the nail of the smallest toe.

© 2011 Copyright
STRESSAWAY ACUPRESSURE,
(888) 853-0646 www.stress-away.com
study@stress-away.com