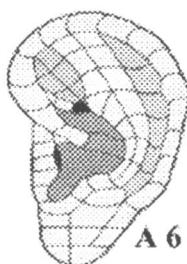
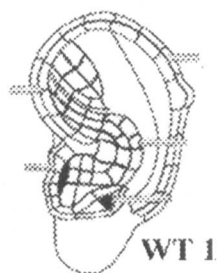
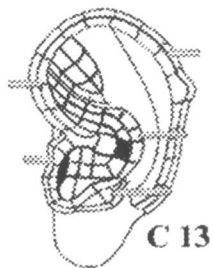
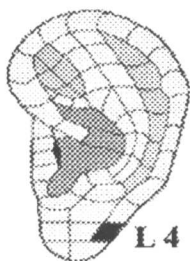
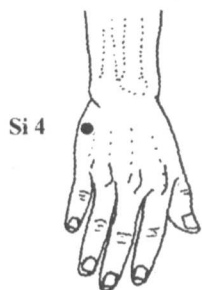
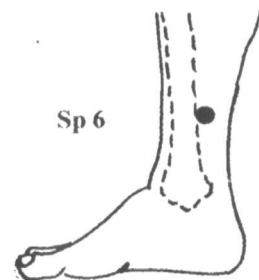
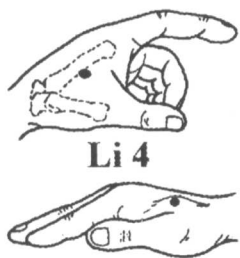


AcuPoint Analysis ATAXIA



- GB34** Slightly below the level of the bottom on the kneecap, on the outer side of the leg, in the slight depression formed when the knee is completely straight. Forward of a line to the crown of the outer ankle.
- K01** On the bottom of the foot, in the middle, just behind the ball (the most padded forward part).
- LI04** On the back of the hand between the thumb and index finger metacarpal bones. Find the spot midway on the bone that connects the index finger to the wrist and probe inward toward the main body of the hand.
- SI04** On the outer edge of the hand just about on the first crease of the wrist. It is in the depression between the last bone of the hand and the bone in the wrist.
- SP06** The width of one hand (3 thumbs) above the crown of the inner ankle, just behind the shin bone on the front of the leg.
- ST36** The width of one hand (3 Cun) below the bottom of the kneecap, and the width of one thumb (1 Cun) toward the outside of the leg (direction of the small toe.) Found in the trough or valley where the two most prominent bones of the calf come together.
- T23** In the depression at the outer edge of the eyebrow.
- EA06** Upper Lumbar Vetebrae, Buttocks. Located on the 6th zone of the Antihelix.
- EA07** Lower Lumbar Vetebrae, Sciatic Nerve, Sciatica, Ischium. Located on the 7th zone of the Antihelix.
- EA08** Upper Sacral Vetebrae. Located on the 8th zone of the Antihelix.
- EA09** Master Point 2, (Sympathetic Tone), Lower Sacral Vetebrae, Chinese Sympathetic Nerve. Located on the 9th zone of the Antihelix. This master point improves vascular circulation and balances Sympathetic Nervous System activity.
- EC13** Liver, Cirrhosis, Hepatitis, Cardiac Plexus. Located on the 13th zone of the Concha.
- EL04** French Chin, Chinese Inner Ear, Trigeminal Nucleus, Midbrain, Sneezing Control, Helix 5. Located on the 4th zone of the Lobe.
- EWT01** Chinese Brain (Encephalon), Brain Stem (Brain Axis), Hou-Ya Toothache Point. Located on the 1st zone of the Wall of the Antitragus.