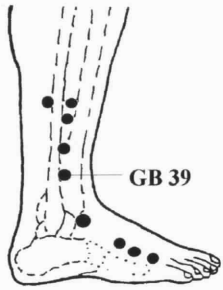
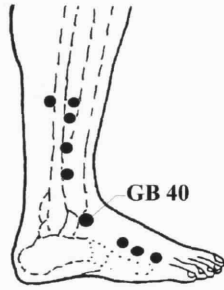


# AcuPoint Analysis ANKLE PAIN\*

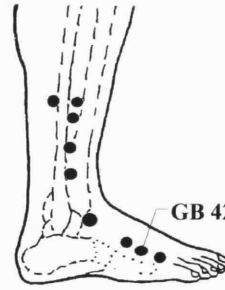
## Points



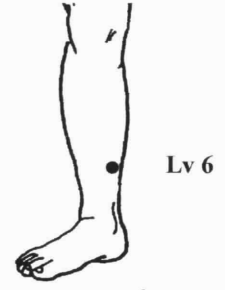
GB 39



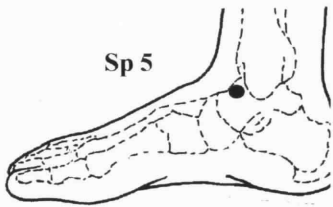
GB 40



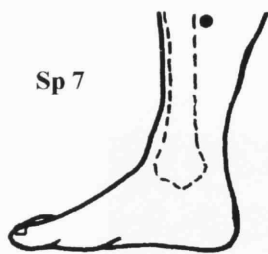
GB 42



Lv 6




Sp 5



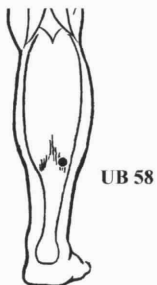
Sp 7



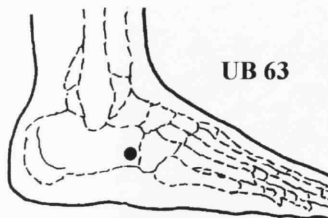
ST 36



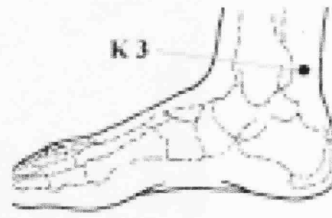
St 41



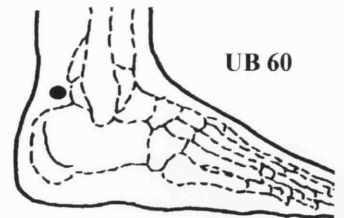
UB 58



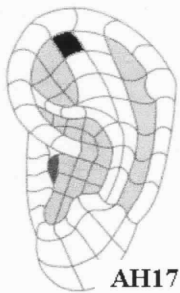
UB 63



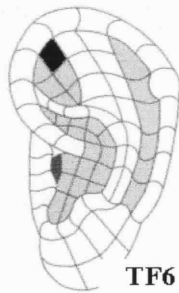
K 3



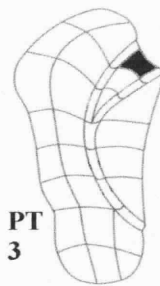
UB 60



AH 17



TF 6



PT  
3

# AcuPoint Analysis

## ANKLE PAIN\*

(DESCRIPTIONS)

Point	Description
<b>GB39</b>	The width of one hand above and slightly forward of the crown of the outer ankle.
<b>GB40</b>	The width of one thumb directly in front of the crown of the outer ankle, in the valley that is just ahead of the crown.
<b>GB42</b>	On the top of the foot 1.5 cun from the margin of the web between the 4th and 5th toes.
<b>LV06</b>	7 cun above the inner ankle crown on the inside back of the tibia or shin bone.
<b>SP05</b>	1 cun in front of the inner ankle bone crown.
<b>SP07</b>	The width of two hands (6 thumbs) above the crown of the inner ankle, just behind the shin bone on the front of the leg.
<b>ST36</b>	The width of one hand (3 Cun) below the bottom of the kneecap, and the width of one thumb (1 Cun) toward the outside of the leg (direction of the small toe.) Found in the trough or valley where the two most prominent bones of the calf come together.
<b>ST41</b>	Where the foot meets the leg, in line with the separation between the second and third toes.
<b>UB58</b>	The width of two hands and one thumb above the crown of the outer ankle; and nearly in line with, but slightly behind, a line vertical to the outer ankle.
<b>UB63</b>	On the outside edge of the foot just ahead of the prominence ankle bone (direction of the toes) found midway between the toes and ankle.
<b>K03</b>	The width of two thumbs above the crown of the inner ankle, still on the inner side of the leg, but almost to the rear of the leg. Do not strongly stimulate this point after the third month of pregnancy.
<b>UB60</b>	In the hollow (or valley) behind the crown of the outer ankle.
<b>EAH17</b>	HEEL .C, ANKLE .C
<b>ETF06</b>	TOES .F, HYPERTENSION 1, (DEPRESSING POINT)
<b>EPT03</b>	